

MINUTES OF MEETING OF BOARD OF DIRECTORS  
FEBRUARY 18, 2021

THE STATE OF TEXAS  
COUNTY OF HARRIS  
HARRIS COUNTY MUNICIPAL UTILITY DISTRICT NO. 132

§  
§  
§

The Board of Directors (the “*Board*”) of Harris County Municipal Utility District No. 132 (the “*District*”) convened for its regular session on February 18, 2021 at 3:00 p.m. via videoconference and teleconference in compliance with guidelines promulgated by the Texas Attorney General for use during the COVID-19 statewide disaster in connection with the temporary suspension of certain provisions of the Open Meetings Laws approved by the Office of the Governor of Texas. The President conducted a roll call of the directors named below:

Tim Stine, President  
Don House, Vice President  
Jerrel Holder, Secretary  
Michael Whitaker, Assistant Secretary  
Gregg Mielke, Assistant Secretary

All directors were present. The President determined the following additional persons were present: Mr. Nick Bailey of BGE, Inc. (“BGE”), engineers for the District; Ms. Lina Loaiza of Bob Leared Interests, Tax Assessor and Collector for the District; Ms. Karrie Kay of Myrtle Cruz, Inc. (“MCI”), bookkeepers for the District; Mr. Allen Jenkins of Inframark (“Inframark”), operator of the District’s facilities; and Ms. Kathleen Ellison and Ms. Jane Maher of Norton Rose Fulbright US LLP (“NRF”), attorneys for the District.

Pursuant to Section 551.054, Texas Gov’t Code, as modified by the temporary suspension of certain provisions thereof, notice of the meeting was posted on the District’s website within the time limits prescribed by law. A certificate of such posting is attached hereto as *Exhibit A*. The agenda packet was posted on the website as items became available in compliance with the guidelines issued by the Texas Attorney General.

**Call to Order.** The President called the meeting to order. He noted that the meeting was being held by videoconference and teleconference in accordance with federal, state and county directives to slow the spread of COVID-19 by avoiding meetings that bring people together. He said the notice of the meeting included a toll-free dial-in number for members of the public to call so they can hear the meeting and address the Board. He noted that the meeting was being recorded and a recording would be available upon public request. The President then set out guidelines for the conduct of the meeting. He asked each speaker to identify themselves before speaking. He then proceeded with the meeting business:

1. **Public Comments.** There were no public comments.

2. **Review Tax Collector’s Report and authorize payment of certain bills.** The President recognized Ms. Loaiza, who presented the Tax Assessor and Collector’s Report, previously distributed to the Board, a copy of which is attached hereto as *Exhibit B*. She reported that 99.24% of the District’s 2019 taxes and 95.5% of the District’s 2020 taxes had been collected

to date.

Upon motion by Director Mielke, seconded by Director Whitaker, after full discussion and the question being put to the Board, the Board voted unanimously to approve the Tax Assessor and Collector's Report and to authorize payment of check numbers 1624 through 1628 from the Tax Account to the persons, in the amounts, for the purposes stated in the report.

**3. Review Bookkeeper's Report, authorize payment of bills and approve Investment Report.** The President recognized Ms. Kay, who reviewed a list of checks for the Board's approval. A copy of the Bookkeeper's Report, the Investment Report, and the Deposit Collateral Report is attached hereto as *Exhibit C*.

Upon motion by Director House, seconded by Director Whitaker, after full discussion and the question being put to the Board, the Board voted unanimously to accept the Bookkeeper's Report and to authorize payment of check numbers 11000 through 11020 from the Operating Account to the persons, in the amounts, and for the purposes stated therein.

**4. Minutes.** Proposed minutes of the meeting of January 21, 2021, previously distributed to the Board, were presented for approval. Upon motion by Director Mielke, seconded by Director Whitaker, after full discussion and the question being put to the Board, the Board voted unanimously to approve the minutes of the meeting of January 21, 2021, as presented.

**5. Resolution Approving Additional Meeting Place.** The President recognized Ms. Ellison, who presented to and reviewed with the Board the Resolution Designating an Additional Meeting Place of the Board (the "Resolution"), a copy of which is attached hereto as *Exhibit D*. She stated that the Resolution designates the Operations Building at the Atascocita Wastewater Treatment Plant as an additional meeting place of the Board.

Upon motion by Director Mielke, seconded by Director House, after full discussion and the question being put to the Board, the Board voted unanimously to approve the Resolution.

**6. Review Operations Report and authorize District maintenance and termination of delinquent account.** The President recognized Mr. Jenkins, who reviewed the Operations Report for January 2021, a copy of which is attached as *Exhibit E*. He reported an 87.35% accountability for the period December 30, 2020 through January 27, 2021.

Mr. Jenkins reviewed the Major Maintenance Summary for January 2021.

Mr. Jenkins reported that the motor rebuild for the generator at Lift Station No. 1 is currently on hold due to the contractor not being able to order pistons from the manufacturer because the manufacturer is out of businesses. He said that Inframark can look into other manufacturers to rebuild the pistons. He noted the current motor configuration is no longer produced, so the District cannot replace the motor. He stated that another option for the District would be to buy a Blue Star natural gas generator, which costs approximately \$200,000. He reported that the generator has a five year warranty. Discussion ensued. Mr. Bailey stated that BGE can coordinate with Inframark on the generator options, and that BGE can solicit bids for an alternative generator. It was the consensus of the Board to authorize Inframark to research other manufacturers who can provide pistons, and for BGE to solicit bids for an alternative generator.

Mr. Jenkins stated that he received the notices regarding not putting grease down the kitchen drain or flushing wipes down the toilet. He stated that the notices will be mailed to all residents shortly.

Mr. Jenkins and Director Whitaker updated the Board on Mr. Jeremy Williams' complaint about water quality at his home, located at 20110 Atascocita Lake Drive. Director Whitaker stated that since his line was retapped, Mr. Williams stated his water quality has improved and that he has no complaints. Discussion ensued. It was the consensus of the Board to authorize Inframark to return to opening the valve at the end of the street and flushing the lines once a month.

Director Whitaker discussed the smart meters and the number of accounts which have a leak detect notice on the system. Mr. Jenkins stated that Inframark can prepare reports and notify the residents who have a leak detect notice. Upon motion by Director House, seconded by Director Whitaker, after full discussion and the question being put to the Board, the Board voted unanimously to authorize Inframark to provide monthly notices to residents who have a leak detect notice on the system of at least five gallons per hour.

Mr. Jenkins reviewed the delinquent list. He reported that 73 letters were mailed, 16 delinquent tags were hung, and that 7 accounts were disconnected for non-payment. He requested authorization to write off one account totaling \$0.60 and to send one account totaling \$67.04 to Collections Unlimited of Texas.

Upon motion by Director Mielke, seconded by Director House, after full discussion and the question being put to the Board, the Board voted unanimously: (1) to approve the Operations Report and to disconnect delinquent accounts in accordance with the Rate Order; (2) to write off one account totaling \$0.60; and (3) to turn one account over to Collections Unlimited of Texas in the total amount of \$67.04.

**7. Review Engineer's Report, authorize necessary capital projects and authorize capacity commitments.** The President recognized Mr. Bailey, who presented to and reviewed with the Board the Engineer's Report, a copy of which is attached hereto as *Exhibit F*.

Mr. Bailey stated that BGE has performed all of the annual tank inspections for the year and that BGE plans on rehabbing the Water Plant No. 2 welded Ground Storage Tank and Water Plant No. 1 Hydropneumatic Tank No. 2 next winter.

Mr. Bailey stated that nine bids were received for the Waterline Replacement, Phase 2. He stated that the lowest bid was submitted by Android Construction Services, LLC in the amount of \$1,875,397.00. He recommended that the construction contract be awarded to Android Construction Services, LLC for the proposed amount.

Mr. Bailey stated that BGE has started the topo survey and preliminary design work for the Waterline Replacement, Phase 3.

Mr. Bailey stated that the contractor for the Rehabilitation of Lift Station Nos. 2 and 3, T. Gray Utility & Rehab, continues to work on project submittals since the Notice to Proceed was issued on December 1, 2020.

Mr. Bailey reported on the Bulkhead and Downstream Drainage project at the Wooden Bridge, and stated that BGE is working to set up another site meeting with WadeCon, LLC regarding the timber weir/ bulkhead replacement and the downstream ditch drainage repairs. He noted that with the recent weather event, the schedule will most likely be delayed. He noted that WadeCon, LLC has executed a short form contract for the work and BGE will coordinate their mobilization schedule with the golf course.

Mr. Bailey reviewed the list of areas of potential drainage improvements. He stated that for the Pinehurst of Atascocita Section 1 Drainage improvement, BGE has been evaluating the topographic survey data picked up by the survey crew for the areas around Point Holes 8 and 9. He noted that BGE will prepare some recommended options for reducing the golf course drainage into the Sunny Shores drainage system.

Mr. Bailey reported on the Storm Sewer on Kings River Point and stated that BGE will continue to have discussions with the resident at 21219 Kings River Point adjacent to the side lot storm sewer that was rehabilitated in 2018. He reported that BGE evaluated the recent televising of the line, which showed a significant sag but no breaks in the storm sewer segment between the two manholes. He stated that there does appear to be a break in the connection between the final manhole and the storm sewer segment that outfalls to the lake. Discussion ensued. It was the consensus of the Board to authorize BGE to obtain quotes to repair the break in the connection between the final manhole and the storm sewer segment.

The Board asked Mr. Bailey to come up with a proposal for fixing the issue at the golf course at Spoonwood Drive and Atascocita Shores without relying on golf course personnel.

Mr. Bailey discussed the American Water Infrastructure Act ("AWIA"). He stated that BGE is moving forward with the risk and resilience assessment ("RRA") and expects to have a draft for the Board's review in a couple of months.

Mr. Bailey reported on the Development Plan reviews. He stated that BGE provided an approval letter for a gym addition at Oak Forest Elementary. The President asked that he check with Mr. Froehlich on the fire hydrant standards previously recommended by the Atascocita Fire Department regarding fire hydrants at the property. Mr. Bailey said BGE received plans for a proposed Raising Cane's restaurant and for a proposed buildout for a Cajun King Kitchen Louisiana Style restaurant.

Upon motion by Director Mielke, seconded by Director Whitaker, after full discussion and the question being put to the Board, the Board voted unanimously to: (1) approve the Engineer's Report; and (2) award the construction contract for the Waterline Replacement, Phase 2 to Android Construction Services, LLC in the amount of \$1,875,397.00.

**8. Consider FM 1960 Widening issues, including payment for easements and agreements with Texas Department of Transportation.** Mr. Bailey provided an update on the FM 1960 widening. He stated that BGE is still waiting on Texas Department of Transportation ("TxDOT") for the revised Standard Utility Agreement.

9. **Discuss and take action in connection with District communications and website.** The President requested that Mr. Bailey prepare a website notice regarding the Waterline Replacement, Phase 2 and Phase 3. The President discussed old newsletters posted on the website. It was the consensus of the Board to remove the old documents from the website.

10. **Report on AWBD winter conference.** Director Holder reported on the AWBD winter conference.

11. **Other director and consultant reports.** There were no reports.

12. **Discuss meeting location and take appropriate action, and such other matters as may properly come before it.** It was the consensus of the Board to hold the next regular meeting on March 18, 2021 via videoconference.

THERE BEING NO FURTHER BUSINESS TO COME BEFORE THE BOARD, the meeting was adjourned.

\* \* \*

The above and foregoing minutes were passed and approved by the Board of Directors on March 18, 2021.

  
\_\_\_\_\_  
President, Board of Directors

ATTEST:

  
\_\_\_\_\_  
Secretary, Board of Directors

(DISTRICT SEAL)



**HARRIS COUNTY MUNICIPAL UTILITY DISTRICT NO. 132**  
**NOTICE**

In light of the Office of the Governor's statewide disaster declaration related to the spread of the COVID-19 virus, and the temporary suspension by the Texas Attorney General of certain provisions of the Texas Open Meetings Act to allow telephonic or videoconference meetings without requiring a physical meeting location open to the public, take notice that the Board of Directors of Harris County Municipal Utility District No. 132 will meet in regular session, via videoconference at 3:00 p.m. on **Thursday, February 18, 2021**. Meeting documents can be found at <https://www.hcmud132.com/>.

**VIDEOCONFERENCE MEETING.** You can join by computer or any smart device with the Zoom app. Join Zoom Meeting:

<https://nortonrosefulbright.zoom.us/j/93993619165?pwd=NTh6d3lIZjlxZWxsTDNJUXhkcFhQUT09>

If you decide not to use the Zoom app you can use the dial-in information below to connect by voice with any phone.

**— DIAL IN INSTRUCTIONS:**  
**CALL TOLL FREE: 1-346-248-7799**  
**MEETING ID: 939 9361 9165**  
**PASSWORD: 578014**

At such meeting, the Board will consider and act on the following matters:

1. Receive comments from the public (3 minutes maximum per person);
2. Approve minutes of meeting of January 21, 2021;
3. Approve Tax Assessor and Collector's Report and authorize payment of bills;
4. Approve Bookkeeper's Report, authorize payment of bills, review investment report and any necessary changes;
5. Resolution Approving Additional Meeting Place;
6. Approve Operations Report and authorize District maintenance and termination of delinquent accounts;
7. Approve Engineer's Report, authorize necessary capital projects, and authorize capacity commitments;
8. Consider FM 1960 Widening issues, including acquisition of easements and agreements with Texas Department of Transportation;
9. Discuss and take action in connection with District communications and website;
10. Report on AWBD winter conference;
11. Other director and consultant reports;
12. Discuss meeting location and time and take appropriate action, and such other matters as may properly come before it.



If, during the course of the meeting covered by this Notice, the Board should determine that a closed or executive session of the Board should be held or is required in relation to any agenda item included in this Notice, then such closed or executive meeting or session, as authorized by the Texas Open Meetings Act, will be held by the Board at the date, hour, and place given in this Notice concerning any and all subjects for any and all purposes permitted by Sections 551.071-551.084 of the Texas Government Code and the Texas Open Meetings Act, including, but not limited to, Section 551.071 - for the purpose of a private consultation with the Board's attorney on any or all subjects or matters authorized by law.

51171359.1

## **Maher, Jane**

---

**From:** Russell Lambert <russ@texasnetwork.com>  
**Sent:** Thursday, February 11, 2021 9:10 PM  
**To:** Maher, Jane; The Texas Network  
**Subject:** RE: HCMUD No. 132 February Posting

Posted

<https://www.hcmud132.com/meetings/index.html>

---

**From:** Maher, Jane <jane.maher@nortonrosefulbright.com>  
**Sent:** Thursday, February 11, 2021 9:01 PM  
**To:** The Texas Network <support@texasnetwork.com>  
**Cc:** Russell Lambert <russ@texasnetwork.com>  
**Subject:** HCMUD No. 132 February Posting

Hi Russ,

Please post the attached documents to the website and return the COP at your earliest convenience.

Thanks,

**Jane Maher** | Senior Paralegal  
Norton Rose Fulbright US LLP  
1301 McKinney, Suite 5100, Houston, Texas 77010-3095, United States  
Tel +1 713 651 5589 | Fax +1 713 651 5246  
[jane.maher@nortonrosefulbright.com](mailto:jane.maher@nortonrosefulbright.com)

**NORTON ROSE FULBRIGHT**

*Law around the world*  
[nortonrosefulbright.com](http://nortonrosefulbright.com)

**CONFIDENTIALITY NOTICE:** This email, including any attachments, is confidential and may be privileged. If you are not the intended recipient please notify the sender immediately, and please delete it; you should not copy it or use it for any purpose or disclose its contents to any other person. Norton Rose Fulbright entities reserve the right to monitor all email communications through their networks.

Norton Rose Fulbright Australia, Norton Rose Fulbright LLP, Norton Rose Fulbright Canada LLP, Norton Rose Fulbright South Africa Inc and Norton Rose Fulbright US LLP are separate legal entities and all of them are members of Norton Rose Fulbright Verein, a Swiss verein. Norton Rose Fulbright Verein helps coordinate the activities of the members but does not itself provide legal services to clients. Details of each entity, with certain regulatory information, are available at [nortonrosefulbright.com](http://nortonrosefulbright.com).



HARRIS COUNTY M.U.D. #132  
TAX ASSESSOR/COLLECTOR'S REPORT

1/31/2021

Taxes Receivable: 8/31/2020	\$	54,487.60	
Reserve for Uncollectables	(	32,388.25)	
Adjustments		<u>22.44</u>	\$ <u>22,121.79</u>
Original 2020 Tax Levy	\$	492,333.63	
Adjustments		<u>89,232.28</u>	<u>581,565.91</u>
Total Taxes Receivable			\$ 603,687.70
Prior Years Taxes Collected	\$	4,170.77	
2020 Taxes Collected ( 95.5%)		<u>555,513.20</u>	<u>559,683.97</u>
Taxes Receivable at: 1/31/2021			\$ <u><u>44,003.73</u></u>
2020 Receivables:			
Debt Service			
Maintenance		26,052.71	

---

bob leared interests

11111 Katy Freeway, Suite 725  
Houston, Texas 77079-2197

Phone: (713) 932-9011  
Fax: (713) 932-1150

HARRIS COUNTY M.U.D. #132

	Month of 1/2021	Fiscal to Date 6/01/2020 - 1/31/2021
Beginning Cash Balance	\$ 215,422.16	<u>33,636.22</u>
<b>Receipts:</b>		
Current & Prior Years Taxes	306,820.79	553,885.39
Penalty & Interest		1,389.73
Additional Collection Penalty		1,382.40
Stale Dated Checks		239.76
Bankruptcy Interest		5.81
Overpayments	7.25	1,215.74
Funds Pending Certification		2.40
Refund - due to adjustments	220.69	9,789.37
Rendition Penalty	89.55	140.42
Refund Rendition Penalty	1.73	5.29
<b>TOTAL RECEIPTS</b>	<b>\$ 307,140.01</b>	<b><u>568,051.51</u></b>
<b>Disbursements:</b>		
Atty's Fees, Delq. collection		1,277.27
CAD Quarterly Assessment		3,173.00
Publications, Legal Notice		850.90
Refund - due to adjustments	55.61	13,734.52
Refund - due to overpayments	1,064.38	1,206.88
Tax A/C Bond Premium		400.00
Transfer to General Fund	190,000.00	230,000.00
Tax Assessor/Collector Fee	2,245.45	17,883.80
Rendition Penalty CAD Portion		10.05
Computer Cost		35.00
Postage	339.48	2,425.85
Tax Certificates		30.00
Audit Preparation		200.00
Additional Services - BLI		325.00
Records Maintenance	30.00	90.00
Copies	149.10	317.61
Supp/Corr/Name Chgs Envelopes		207.30
Envelopes - May Del Stmts		54.30
Tax Lien Transfers		25.00
Check Cost		128.10
Delinquent Report Assistance		310.00
Positive Pay	25.00	200.00
SB 2 Compliance	110.00	260.00
<b>TOTAL DISBURSEMENTS</b>	<b>(\$ 194,019.02)</b>	<b>( <u>273,144.58</u> )</b>
<b>CASH BALANCE AT: 1/31/2021</b>	<b>\$ <u>328,543.15</u></b>	<b><u>328,543.15</u></b>

HARRIS COUNTY M.U.D. #132

Disbursements for month of February, 2021

Check #	Payee	Description	Amount
	W/T to General Fund	2/23/21 Transfer to General Fund	\$ 245,000.00
1624	Humble Willis LP	Refund - due to adjustments	149.10
1625	Hernandez Emanuel	Refund - due to adjustments	36.39
1626	Tibbs James P III & Kim S	Refund - due to adjustments	35.20
1627	Domino's Pizza #6811	Refund - due to overpayments	7.25
1628	Bob Leared	Tax Assessor/Collector Fee	3,078.60
TOTAL DISBURSEMENTS			\$ 248,306.54
Remaining Cash Balance			\$ <u>80,236.61</u>

Wells Fargo Bank, N.A.

HARRIS COUNTY M.U.D. #132

HISTORICAL COLLECTIONS DATA

Year	Collections Month Of 1/2021	Adjustments To Collections 1/2021	Total Tax Collections at 1/31/2021	Total Taxes Receivable at 1/31/2021	Collection Percentage
2020	307,041.48	220.69-	555,513.20	26,052.71	95.520
2019			560,578.34	4,282.56	99.242
2018			531,064.49	1,498.64	99.719
2017			566,383.86	978.51	99.828
2016			567,721.69	950.73	99.833
2015			577,186.33	610.79	99.894
2014			596,268.19	475.18	99.920
2013			592,701.33	416.96	99.930
2012			698,937.26	390.36	99.944
2011			987,519.33	566.48	99.943
2010			1,454,093.59	862.60	99.941
2009			1,522,906.66	812.42	99.947
2008			1,474,164.14	794.53	99.946
2007			1,439,191.03	619.95	99.957
2006			1,280,418.91	618.59	99.952
2005			1,774,756.21	688.28	99.961
2004			2,007,456.15	164.64	99.992
2003			1,898,821.26	786.24	99.959
2002			1,765,848.46	170.52	99.990
2001			1,702,889.94	176.40	99.990
2000			1,606,559.30	191.10	99.988
1999			1,508,261.67	199.19	99.987
1998			1,418,394.68	202.86	99.986
1997			1,439,047.38	211.83	99.985
1996			1,404,559.60	219.32	99.984
1995			1,351,231.35	223.73	99.983
1994			1,272,691.77	214.91	99.983
1993			1,190,627.58	212.39	99.982
1992			1,118,809.31	211.68	99.981
1991			1,064,724.10	199.63	99.981
1990			1,010,235.99		100.000
1989			1,038,281.57		100.000
1988			1,084,280.96		100.000
1987			1,084,794.90		100.000
1986			1,157,367.54		100.000
1985			1,158,289.16		100.000
1984			970,629.19		100.000

(Percentage of collections same period last year 94.755 )

HARRIS COUNTY M.U.D. #132

HISTORICAL TAX DATA

Year	Taxable Value	SR/CR	Tax Rate	Adjustments	Reserve for Uncollectibles	Adjusted Levy
2020	660,870,531	05 / 05	.088000	89,232.28		581,565.91
2019	627,623,377	16 / 16	.090000	74,071.65		564,860.90
2018	591,740,243	25 / 25	.090000	36,193.47	3.24	532,563.13
2017	601,656,888	36 / 36	.094300	21,464.44		567,362.37
2016	591,750,572	49 / 49	.096100	23,871.57		568,672.42
2015	564,467,611	45 / 45	.102400	50,466.59	217.60	577,797.12
2014	523,571,842	51 / 51	.114000	68,403.31	128.55	596,743.37
2013	474,682,503	63 / 63	.125000	44,328.86	236.02	593,118.29
2012	451,286,318	56 / 56	.155000	40,300.52	166.29	699,327.62
2011	449,659,888	78 / 78	.220000	131,465.45	1,166.21	988,085.81
2010	434,510,941	01 / 56	.335000	114,475.12	655.83	1,454,956.19
2009	454,980,097	01 / 51	.335000	132,656.05	464.49	1,523,719.08
2008	440,463,925	02 / 67	.335000	165,583.65	595.67	1,474,958.67
2007	411,626,399	01 / 10	.350000	137,381.75	882.02	1,439,810.98
2006	366,374,335	01 / 82	.350000	186,042.05	1,273.32	1,281,037.50
2005	386,345,294	01 / 73	.460000	149,733.52	1,744.16	1,775,444.49
2004	358,713,310	01 / 39	.560000	196,911.56	1,173.77	2,007,620.79
2003	339,570,610	04 / 35	.560000	257,924.17	1,987.94	1,899,607.50
2002	304,739,010	07 / 35	.580000	238,424.45	1,467.17	1,766,018.98
2001	284,211,440	16 / 39	.600000	137,823.36	2,202.30	1,703,066.34
2000	247,644,090	15 / 40	.650000	137,047.67	2,936.99	1,606,750.40
1999	223,008,520	11 / 34	.677500	157,458.98	2,457.95	1,508,460.86
1998	206,110,430	32 / 32	.690000	111,247.62	3,564.55	1,418,597.54
1997	199,883,920	00 / 00	.720520	68,339.32	944.39	1,439,259.21
1996	188,360,160	00 / 00	.746000	99,171.01	387.62	1,404,778.92
1995	177,642,980	00 / 00	.761000	66,551.99	408.58	1,351,455.08
1994	174,220,060	00 / 00	.731000	18,255.63	634.49	1,272,906.68
1993	165,026,400	00 / 00	.722400	1,074.65	1,261.79	1,190,839.97
1992	155,553,340	00 / 00	.720000	197.21	962.10	1,119,020.99
1991	157,621,010	00 / 00	.679000	199.63	1,608.93	1,064,923.73
1990	155,659,125	00 / 00	.650000		1,547.84	1,010,235.99
1989	159,958,894	16 / 16	.650000	498.61-	952.63	1,038,281.57
1988	155,029,730	18 / 18	.700000	620.55-	306.60	1,084,280.96
1987	155,113,920	00 / 00	.700000	953.33-	49.21	1,084,794.90
1986	165,338,220	00 / 00	.700000			1,157,367.54
1985	165,469,880	00 / 00	.700000			1,158,289.16
1984	138,661,313	00 / 00	.700000			970,629.19

HARRIS COUNTY M.U.D. #132

TAX RATE COMPONENTS

Year	Debt Service Rate	Debt Service Levy	Maintenance Rate	Maintenance Levy
2020			.088000	581,565.91
2019			.090000	564,860.90
2018			.090000	532,563.13
2017	.009100	54,750.75	.085200	512,611.62
2016	.009600	56,808.04	.086500	511,864.38
2015	.015900	89,716.52	.086500	488,080.60
2014	.027500	143,951.27	.086500	452,792.10
2013	.030000	142,348.39	.095000	450,769.90
2012	.060000	270,707.48	.095000	428,620.14
2011	.125000	561,412.37	.095000	426,673.44
2010	.240000	1,042,356.66	.095000	412,599.53
2009	.240000	1,091,619.62	.095000	432,099.46
2008	.240000	1,056,686.79	.095000	418,271.88
2007	.250000	1,028,436.39	.100000	411,374.59
2006	.250000	915,026.77	.100000	366,010.73
2005	.360000	1,389,478.30	.100000	385,966.19
2004	.400000	1,434,014.82	.160000	573,605.97
2003	.400000	1,356,862.47	.160000	542,745.03
2002	.400000	1,217,944.17	.180000	548,074.81
2001	.510000	1,447,606.39	.090000	255,459.95
2000	.610000	1,507,873.39	.040000	98,877.01
1999	.637500	1,419,400.43	.040000	89,060.43
1998	.650000	1,336,360.02	.040000	82,237.52
1997	.680000	1,358,319.30	.040520	80,939.91
1996	.710000	1,336,987.94	.036000	67,790.98
1995	.727000	1,291,074.63	.034000	60,380.45
1994	.697000	1,213,701.75	.034000	59,204.93
1993	.690000	1,137,430.20	.032400	53,409.77
1992	.690000	1,072,395.08	.030000	46,625.91
1991	.649000	1,017,872.63	.030000	47,051.10
1990	.620000	963,609.76	.030000	46,626.23
1989	.620000	990,360.93	.030000	47,920.64
1988	.670000	1,037,811.82	.030000	46,469.14
1987	.670000	1,038,303.74	.030000	46,491.16
1986	.670000	1,107,766.12	.030000	49,601.42
1985	.670000	1,108,648.25	.030000	49,640.91
1984	.670000	929,030.84	.030000	41,598.35

HARRIS COUNTY M.U.D. #132

Notes:

\$ 220.69 - REPORTED AS TAXES COLLECTED ON PREVIOUS REPORTS.  
TRANSFERRED TO REFUND OF ADJUSTMENTS DUE TO CAD  
C/R #5. 2020 MULTIPLE ACCOUNTS  
2020 220.69 TAX  
2020 1.73 RENDITION REFUND TO BE ISSUED UPON  
TAXPAYER REQUEST. 9900-217-0173

HARRIS COUNTY M.U.D. #132

Tax Exemptions:	2020	2019	2018
Homestead	.200	.200	.200
Over 65	40,000	40,000	40,000
Disabled	100,000	100,000	40,000

Last Bond Premium Paid:

Payee	Date of Check	Amount
McDonald & Wessendorff	12/17/2020	400.00
01/24/2021 - 01/24/2022		

Adjustment Summary:	2020	
10/2020	/ CORR 001	41,849.28
11/2020	/ CORR 003	37,288.73
12/2020	/ CORR 004	6,068.60
1/2021	/ CORR 005	4,025.67
TOTAL		89,232.28



HARRIS COUNTY M.U.D. #132  
Homestead Payment Plans

<u>Account no.</u>	<u>Tax Year</u>	<u>Last Payment Amount</u>	<u>Last Payment Date</u>	<u>Balance Due</u>
*Total	Count 0			
(I) - BLI Contract				(A) - Delinquent Attorney Contract

---

Standard Payment Plans

<u>Account no.</u>	<u>Tax Year</u>	<u>Last Payment Amount</u>	<u>Last Payment Date</u>	<u>Balance Due</u>
*Total	Count 0			

<b>HARRIS COUNTY M.U.D. # 132</b>
-----------------------------------

Summary for Cash Report of February 18, 2021

	Debt Service Fund	Capital Projects Fund	General Operating Fund
PREVIOUS CASH BALANCE		0.00	171,793.79
CASH RECEIPTS			331,763.24
INTEREST		0.00	71.76
TRANSFERS		0.00	0.00
DISBURSEMENTS	0.00	0.00	(143,867.69)
ENDING CASH BALANCE	0.00	0.00	359,761.10
PREVIOUS INVESTMENTS	0.00	0.00	8,287,418.55
DEPOSITS	0.00	0.00	190,000.00
INTEREST	0.00	0.00	1,318.21
TRANSFERS	0.00	0.00	0.00
ENDING INVESTMENTS	0.00	0.00	8,478,736.76
<b>CURRENT BALANCE</b>	<b>0.00</b>	<b>0.00</b>	<b>8,838,497.86</b>
Customer Deposits			203,800.24
Operating Reserve			2,000,000.00
Capital Projects Reserve			4,500,000.00
Debt Service Reserve			0.00
Net Funds Available			<b>2,134,697.62</b>



# Myrtle Cruz, Inc.

3401 Louisiana St, STE 400 .Houston, Tx 77002-9552 . (713)759-1368 . fax 759-1264 . email first\_last@mcruz.com

## HARRIS CO. MUD # 132

Cash Report for Meeting of February 18th, 2021

### GENERAL OPERATING FUND (162OP) : BBVA BANK XXX3314 (:

Previous cash balance, January 21st, 2021		171,793.79
plus: 1150: water & sewer revenue.....		97,349.43
plus: 2161: customer meter deposits.....		2,489.90
plus: 4202: inspection fees.....		2,424.02
plus: 4300: reg wtr auth revenue.....		68,109.25
plus: 4330: penalties & interest-svc accts.....		5,158.73
plus: 01/04 interest.....		71.76
plus: 01/08 City of Houston SPA Oct.....		141,481.17
plus: 01/20 HC151 LS ck 11720.....		682.41
plus: 01/28 HC153 LS ck 9239.....		9,325.88
plus: 01/29 Shaw Drilling builder damage.....		3,872.45
plus: 02/01 inspections.....		870.00
		<hr/>
Total Deposits :		331,835.00
less: 12/28/20 dep corr.....		0.08
less: 01/15 dep ret.....		456.00
less: 01/15 service charge.....		18.00
less: 01/28 dep ret.....		151.70
less checks completed at or after last meeting :		
10997 West Harris County Regional Water Authority; holding.....		0.00
10998 Centerpoint Energy; holding.....		0.00
10999 Hudson Energy; holding.....		0.00
		<hr/>
Beginning cash balance, February 18th, 2021		503,003.01
less checks to be presented at this meeting :		
11000 Tim Stine; 01/21 director fees/expenses.....		277.05
6310 regular meeting	150.00	
6310 AJOB mtg 1/19	150.00	
6514 payroll taxes	22.95-	
11001 Don House; 01/21,1/12 director fees/expenses.....		277.05
6310 regular meeting	150.00	
6514 payroll taxes	22.95-	
6310 01/12 mtg hoa/engg	150.00	
11002 Jerrel Holder; 01/21 director fees/expenses.....		138.53
6310 regular meeting	150.00	
6514 payroll taxes	11.47-	
11003 Michael Whitaker; 01/21 director fees/expenses.....		138.53
6310 regular meeting	150.00	
6514 payroll taxes	11.47-	
11004 Gregg Mielke; 01/21 director fees/expenses.....		138.53
6310 director fees	150.00	
6514 payroll taxes	11.47-	
11005 Norton Rose Fulbright US LLP; 9495256023/9495256013 thr01/31		5,083.46
6320 legal fees	4,663.46	
6320 FM1960 condemnation	420.00	
11006 Myrtle Cruz, Inc.; Jan 2021 bookkeeping/exp.....		2,215.46
6333 bookkeeping fees	1,935.00	
6340 office expenses	280.46	
11007 Inframark LLC; 60459 Oper. Jan 2021.....		14,159.79
6332 residen eq 2880	7,200.00	
6332 commerl eq 441	1,102.50	
6340 office expenses	3,607.29	
6332 WT plants	1,500.00	
6332 Lift stations	750.00	
11008 Inframark LLC; 1132086 billing operations.....		56,019.42

HARRIS CO. MUD # 132

Cash Report for Meeting of February 18th, 2021 Page : 2

6235	r&m-lift station1	13,872.93	
6235	r&m-lift stations	352.74	
6235	r&m - sewer	13,017.67	
6135	r&m - water	18,933.92	
6135	r&m - water plant	5,644.47	
6275	inspections	435.00	
6342	chemicals WP	3,267.83	
6324	laboratory fees	346.50	
6332	administrative	148.36	
11009	Atascocita Joint Operations Board; Feb Sch B & C.....		37,201.62
6201	schedule B cost	19,692.04	
6201	schedule C cost	17,509.58	
11010	BGE Inc; 1210079/87/89/91/94/12201141.....		18,355.81
6322	1210094 gen eng f	7,469.51	
6322	1210089 weir/slope	1,026.54	
6322	1210087 wtrlnrp12	2,300.00	
6322	1210091 topo/survey	4,230.74	
6322	1210079 1960 UTre	1,889.02	
6322	12201141RhabLS2/3	1,440.00	
11011	Stuckey's LLC; inv 2299/2341/2298.....		9,138.00
6335	repair & maint-gener	1,069.00	
6335	channel trim/qtrinsp	7,000.00	
6335	repair & maint-gener	1,069.00	
11012	Tammy Yarbrough; dep ref.....		46.11
2161	customer meter depos	75.00	
1150	less final bill	28.89-	
11013	Mary Lynn Koenig; dep ref.....		9.00
2161	customer meter depos	65.00	
1150	less final bill	56.00-	
11014	Stephen Cernik; dep ref.....		19.00
2161	customer meter depos	75.00	
1150	less final bill	56.00-	
11015	Virginia Snowden; dep ref.....		5.55
2161	customer meter depos	65.00	
1150	less final bill	59.45-	
11016	Saundra Cottrell; dep ref.....		19.00
2161	customer meter depos	75.00	
1150	less final bill	56.00-	
11017	TCEQ; ann rev/reg.assmnt, Acct#PO038 FY21.....		
11018	West Harris County Regional Water Authority; billing.....		
11019	CenterPoint Energy; act @ 5 locations.....		
11020	Hudson Energy; 5 acts.....		
		-----	
01/05-01/29	previous cash balance	171,793.79	
	13 receipts	331,835.00	
	21 current checks	< 143,241.91 >	
	other disbursements	< 625.78 >	
	ending cash balance		359,761.10

TIME DEPOSIT INVESTMENTS:

Spirit of Texas; 2/20/20 due 2/20/2021 @1.80.....	240,000.00
Veritex Bank; 2/20/2020 due 2/20/2021 @1.80%.....	240,000.00
Wallis State Bank; 3/8/20 due 3/8/21 @1.1%.....	246,824.57
Texan Bank; 7/8/20 due 7/8/21 @ .65%.....	240,000.00
Independent Bank; 1/6/2021 due 1/6/2022 @ .35%.....	240,000.00
Austin Capital Bank; 1/6/2021 due 1/6/2022 @ .30%.....	240,000.00
Alligance Bank; 1/08/21 due 1/08/22 @.25%.....	246,066.99
previous balance	245,454.41
interest earned	612.58

HARRIS CO. MUD # 132

Cash Report for Meeting of February 18th, 2021 Page : 3

DEMAND DEPOSIT INVESTMENTS:

BBVA Bank; MMS xxxxx0486.....		417,527.66
previous balance	227,527.66	
01/20 tax transfer	190,000.00	
Logic (Texstar); xxxxxx2001.....		6,368,317.54
previous balance	6,367,611.91	
01/31 interest	705.63	
		-----
previous investments	8,287,418.55	
deposits	190,000.00	
interest	1,318.21	
ending investments		8,478,736.76

GENERAL OPERATING FUNDS AVAILABLE February 18th, 2021 \$8,838,497.86

**HARRIS COUNTY M.U.D. # 132**

Operating Budget for Fiscal Year Ending 5/31/2021

Comparison as of 2/18/2021

Recap of Revenues and Expenditures

February 18, 2021 report

REVENUES	January 2021			8 months			
	Current Period		Variance	Annual Budget	Fiscal Year-to-Date		
	Actual	Budget			Actual	Budget	Variance
<b>Operating Revenue</b>	<b>515,627.88</b>	<b>432,500</b>	<i>83,128</i>	<b>4,320,000</b>	<b>3,078,800.76</b>	<b>2,822,500</b>	<i>256,301</i>
Water Revenue	49,786.99	50,000	(213)	700,000	456,436.91	505,000	(48,563)
Sewer Revenue	51,083.45	55,000	(3,917)	650,000	419,928.26	440,000	(20,072)
Surface Water Conversion	68,109.25	65,000	3,109	990,000	712,519.24	733,500	(20,981)
Shared LS(#1)	10,008.29	6,500	3,508	78,000	58,167.60	52,000	6,168
Penalty & Interest	5,158.73	5,000	159	40,000	31,415.57	20,000	11,416
Maintenance Taxes	190,000.00	145,000	45,000	545,000	230,000.00	200,000	30,000
Strategic Partnership Rev	141,481.17	106,000	35,481	1,317,000	1,170,333.18	872,000	298,333
Miscellaneous	0.00	0	0	0	0.00	0	0
<b>Non-Operating Revenue</b>	<b>4,683.99</b>	<b>8,500</b>	<i>(3,816)</i>	<b>111,000</b>	<b>128,151.05</b>	<b>77,000</b>	<i>51,151</i>
Taps & Inspections	3,294.02	2,500	794	30,000	87,405.09	20,000	67,405
Interest Income	1,389.97	6,000	(4,610)	81,000	40,745.96	57,000	(16,254)
Miscellaneous	0.00	0	0	0	0.00	0	0
<b>TOTAL REVENUES</b>	<b>520,311.87</b>	<b>441,000</b>	<i>79,312</i>	<b>4,431,000</b>	<b>3,206,951.81</b>	<b>2,899,500</b>	<i>307,452</i>

EXPENDITURES	Current Period			Annual Budget	Fiscal Year-to-Date		
	Actual	Budget	Variance		Actual	Budget	Variance
	<b>Operating</b>	<b>136,677.23</b>	<b>529,239</b>	<i>392,562</i>	<b>3,302,949</b>	<b>2,107,351.91</b>	<b>4,051,459</b>
District Management	969.69	4,810	3,840	62,551	45,062.64	51,707	6,644
District Consultants	29,877.75	27,505	(2,373)	347,560	252,925.79	237,540	(15,386)
District Operations	105,829.79	224,424	118,594	2,892,838	1,809,363.48	1,988,342	178,979
<b>Non-Operating</b>	<b>6,484.02</b>	<b>272,500</b>	<i>266,016</i>	<b>3,245,814</b>	<b>1,482,985.44</b>	<b>1,773,870</b>	<i>290,885</i>
<b>TOTAL EXPENDITURES</b>	<b>143,161.25</b>	<b>529,239</b>	<i>386,078</i>	<b>6,548,763</b>	<b>3,590,337.35</b>	<b>4,051,459</b>	<i>461,122</i>

<b>SURPLUS OR (DEFICIT)</b>	<b>377,150.62</b>	<b>(88,239)</b>	<i>465,390</i>	<b>(2,117,763)</b>	<b>(383,385.54)</b>	<b>(1,151,959)</b>	<i>768,573</i>
Net Operating Income	378,950.65	(96,739)	475,690	1,017,051	971,448.85	(1,228,959)	426,538
Net Non-Operating Income	(1,800.03)	(264,000)	262,200	(3,134,814)	(1,354,834.39)	(1,696,870)	342,036

*() indicates an unfavorable variance*

Beginning Balance	8,459,212.34	9,207,047.20
Net Surplus or (Deficit)	377,150.62	(383,385.54)
Deposits Received	2,489.90	21,631.20
Deposits Refunded	(355.00)	(6,795.00)
Annual Escheat Funds	0.00	0.00
Correct fees/exp to 2020	0.00	0.00
<b>Ending Balance</b>	<b>8,838,497.86</b>	<b>8,838,497.86</b>
Cash Report Balance	8,838,497.86	
Customer Deposits	203,800.24	0.00
Operating Reserve	2,000,000.00	
Capital Projects Reserve	4,500,000.00	
Debt Service Reserve	0.00	
<b>Net Funds Available</b>	<b>2,134,697.62</b>	

**HARRIS COUNTY M.U.D. # 132**

Operating Budget for Fiscal Year Ending 5/31/2021

Comparison as of 2/18/2021

Breakout of Expenditures

EXPENDITURES	8 months						
	Current Period			Annual	Fiscal Year-to-Date		
	Actual	Budget	Variance	Budget	Actual	Budget	Variance
<b>DISTRICT MANAGEMENT</b>	<b>969.69</b>	<b>4,810.00</b>	<b>3,840</b>	<b>62,551</b>	<b>45,062.64</b>	<b>51,707</b>	<b>6,644</b>
Director Fees	1,050.00	2,550.00	1,500	17,250	8,400.00	11,700	3,300
Payroll Tax	-80.31	-240.00	(160)	1,621	321.29	677	356
Election Expense	0.00	0.00	0	0	0.00	0	0
Travel Expenses/Registration	0.00	2,500.00	2,500	8,000	-1.65	3,650	3,652
Membership Dues	0.00	0.00	0	680	675.00	680	5
Insurance & Bonds	0.00	0.00	0	35,000	35,668.00	35,000	(668)
<b>DISTRICT CONSULTANTS</b>	<b>29,877.75</b>	<b>27,505.00</b>	<b>(2,373)</b>	<b>347,560</b>	<b>252,925.79</b>	<b>237,540</b>	<b>(15,386)</b>
Legal Fees	4,663.46	7,070.00	2,407	84,840	37,470.76	56,560	19,089
Auditing Fees	0.00	0.00	0	17,500	17,000.00	17,500	500
Engineering - General	12,726.79	7,000.00	(5,727)	84,000	91,431.48	56,000	(35,431)
Financial Advisor Fees	0.00	0.00	0	0	0.00	0	0
Accounting Fees	1,935.00	1,935.00	0	23,220	15,480.00	15,480	0
Operator	<b>10,552.50</b>	<b>11,500.00</b>	<b>948</b>	<b>138,000</b>	<b>91,543.55</b>	<b>92,000.00</b>	<b>456</b>
Operator Fees - General	10,552.50	11,500.00	948	138,000	91,543.55	92,000	456
Operator Fees - Special	0.00	0.00	0	0	0.00	0	0
<b>DISTRICT OPERATIONS</b>	<b>105,829.79</b>	<b>224,424.00</b>	<b>118,594</b>	<b>2,892,838</b>	<b>1,809,363.48</b>	<b>1,988,342</b>	<b>178,979</b>
Repairs and Maintenance	<b>51,821.73</b>	<b>80,000.00</b>	<b>28,178</b>	<b>960,000</b>	<b>442,025.93</b>	<b>640,000</b>	<b>197,974</b>
R&M - Water Plant	5,644.47	15,000.00	9,356	180,000	50,470.61	120,000	69,529
R&M - Water Distribution	18,933.92	25,000.00	6,066	300,000	221,473.72	200,000	(21,474)
R&M - Sanitary Wastewater Collection	27,243.34	30,000.00	2,757	360,000	170,081.60	240,000	69,918
R&M - Storm Water Collection General	0.00	10,000.00	10,000	120,000	0.00	80,000	80,000
R&M - General	0.00	0.00	0	0	0.00	0	0
Atascocita Central Plant	<b>37,201.62</b>	<b>37,324.00</b>	<b>122</b>	<b>462,888</b>	<b>314,477.90</b>	<b>313,592</b>	<b>(886)</b>
Purchased Sewer Service "B"	19,692.04	19,679.00	(13)	236,148	157,536.32	157,432	(104)
Purchased Sewer Service "C"	17,509.58	17,645.00	135	211,740	139,443.99	141,160	1,716
Major Repairs / Adjustments	0.00	0.00	0	15,000	17,497.59	15,000	(2,498)
Shared Lift Stations LS 3,4	0.00	1,500.00	1,500	18,000	25,414.88	12,000	(13,415)
Bulk Water Purchased (HC153)	0.00	0.00	0	0	0.00	0	0
Laboratory Fees	346.50	400.00	54	4,800	5,423.60	3,200	(2,224)
Chemicals	3,267.83	3,000.00	(268)	36,000	26,489.23	24,000	(2,489)
Permits & Assessments	0.00	6,400.00	6,400	13,400	7,308.35	13,400	6,092
WHCROWA	0.00	78,000.00	78,000	1,163,000	837,830.40	824,000	(13,830)
Utilities	0.00	6,800.00	6,800	101,000	69,310.20	69,400	90
Office Expense, Postage	4,054.11	4,500.00	446	54,000	34,048.55	36,000	1,951
District Communications	0.00	0.00	0	1,750	-228.00	750	978
Drainage Channel Maintenance(Stuckey)	9,138.00	6,500.00	(2,638)	78,000	47,262.44	52,000	4,738
Miscellaneous	0.00	0.00	0	0	0.00	0	0
<b>NON-OPERATING</b>	<b>6,484.02</b>	<b>272,500</b>	<b>1,065</b>	<b>3,245,814</b>	<b>1,482,985</b>	<b>1,773,870</b>	<b>290,885</b>
Cost of Taps and Inspections	435.00	1,500.00	1,065	19,000	31,193.56	13,000	(18,194)
Major Projects	<b>0.00</b>	<b>230,000.00</b>	<b>0</b>	<b>2,764,214</b>	<b>1,113,191.60</b>	<b>1,442,270</b>	<b>(104,924)</b>
132-151 Interconnects	0.00	0.00	0	0	1,682.75	0	(1,683)
WP#2 West Discharge Line	0.00	0.00	0	0	0.00	0	0
WP#2 HPT Addition	0.00	0.00	0	0	24,260.00	0	(24,260)
Waterline Replacement Ph. 1	0.00	0.00	0	160,000	238,981.25	160,000	(78,981)
Waterline Replacement Ph. 2	0.00	150,000.00	150,000	1,150,000	0.00	150,000	150,000
Lift Station Nos. 2 & 3 Rehab	0.00	20,000.00	20,000	320,000	0.00	320,000	320,000
WP#2 Partial Replat	0.00	0.00	0	0	0.00	0	0
FM 1960 Utility Relocation	0.00	60,000.00	60,000	472,270	392,796.00	232,270	(160,526)
Smart Meters	0.00	0.00	0	661,944	455,471.60	580,000	124,528
Engineering on Major Projects	<b>6,049.02</b>	<b>41,000.00</b>	<b>34,371</b>	<b>462,600</b>	<b>338,600.28</b>	<b>318,600</b>	<b>(20,000)</b>
132-151 Interconnects	0.00	0.00	0	0	0.00	0	0
WP#2 West Discharge Line	0.00	0.00	0	0	0.00	0	0
WP#2 HPT Addition	0.00	0.00	0	0	5,186.42	0	(5,186)
Waterline Replacement Ph. 1	0.00	0.00	0	30,000	33,873.26	30,000	(3,873)
Waterline Replacement Ph. 2	2,300.00	10,000.00	7,700	179,000	88,552.21	139,000	50,448
Lift Station Nos. 2 & 3 Rehab	1,440.00	5,000.00	3,560	58,600	29,388.51	58,600	29,211
WP#2 Partial Replat	0.00	0.00	0	3,000	3,002.40	3,000	(2)
FM 1960 Utility Relocation	1,889.02	25,000.00	23,111	180,000	51,866.60	80,000	28,133
Legal-FM 1960 Utility Reloc	420.00	1,000.00	0	12,000	126,730.88	8,000	0
<b>TOTAL EXPENDITURES</b>	<b>143,161.25</b>	<b>529,239.00</b>	<b>121,127</b>	<b>6,548,763</b>	<b>3,590,337.35</b>	<b>4,051,459</b>	<b>461,122</b>







**HC MUD 132 - City of Houston SPA Revenue**

2013-2014	\$1,474,848.66
2014-2015	\$1,371,303.15
2015-2016	\$1,662,643.30
2016-2017	\$1,689,937.27

2017-2018			
Report date	Chck date	SPA date	Amount
7/20/2017	6/8/17	Mar 2017	152,294.51
8/17/2017	7/7/17	Apr 2017	123,242.98
9/21/2017	8/11/17	May 2017	132,056.36
10/19/2017	9/15/17	June 2017	156,096.53
11/16/2017	10/9/17	July 2017	116,929.97
12/20/2017	11/14/17	Aug 2017	119,006.13
1/18/2018	12/12/17	Sept 2017	189,003.42
2/15/2018	1/8/18	Oct 2017	148,148.07
3/15/2018	1/31/18	Nov 2017	164,394.60
4/19/2018	3/9/18	Dec 2017	227,333.88
5/17/2018	4/9/18	Jan 2018	131,206.03
6/14/2018	5/10/18	Feb 2018	129,615.83
<b>Total</b>			<b>\$1,789,328.31</b>

2019-2020			
Report date	Chck date	SPA date	Amount
7/18/2019	6/7/19	Mar 2019	152,017.84
8/15/2019	7/15/19	Apr 2019	139,490.52
9/19/2019	8/8/19	May 2019	138,741.56
10/17/2019	9/16/19	June 2019	161,104.01
11/21/2019	10/10/19	July 2019	136,418.68
12/19/2019	11/13/19	Aug 2019	133,792.89
1/16/2020	12/6/19	Sep 2019	155,461.86
2/20/2020	1/13/20	Oct 2019	137,557.60
3/19/2020	2/7/20	Nov 2019	149,539.09
4/16/2020	3/7/20	Dec 2019	205,115.59
5/21/2020	4/14/20	Jan 2020	125,736.55
6/18/2020	5/8/20	Feb 2020	113,811.76
<b>Total</b>			<b>\$1,748,787.95</b>

2018-2019			
Report date	Chck date	SPA date	Amount
7/19/2018	6/7/18	Mar 2018	177,157.32
8/16/2018	7/6/18	Apr 2018	132,507.43
9/20/2018	8/14/18	May 2018	144,374.99
10/18/2018	9/7/18	Jun 2018	158,981.06
11/15/2018	10/10/18	Jul 2018	132,991.92
12/13/2018	11/9/18	Aug 2018	132,986.54
1/17/2019	12/10/18	Sept 2018	147,739.96
2/21/2019	1/9/19	Oct 2018	145,314.89
3/21/2019	2/7/19	Nov 2018	129,390.52
4/18/2019	3/7/19	Dec 2018	196,350.53
5/16/2019	4/4/19	Jan 2019	113,547.83
6/20/2019	5/10/19	Feb 2019	132,871.83
<b>Total</b>			<b>\$1,744,214.82</b>

2020-2021			
Report date	Chck date	SPA date	Amount
7/16/2020	7/10/20	Mar 2020	147,691.11
8/20/2020	7/10/20	Apr 2020	122,005.57
9/17/2020	8/7/20	May 2020	148,029.99
10/15/2020	9/10/20	Jun 2020	169,937.67
11/19/2020	10/14/20	Jul 2020	138,251.12
12/17/2020	11/6/20	Aug 2020	138,697.72
1/21/2021	12/7/20	Sept 2020	164,238.83
2/18/2021	1/8/21	Oct 2020	141,481.17
<b>Total</b>			<b>\$1,170,333.18</b>

**Total Collected                      \$12,651,396.64**



Water District Bookkeeping

12/29/2020

Billing NOVEMBER 2020

**HARRIS COUNTY MUNICIPAL UTILITY DISTRICT # 132**  
PRORATA SHARE OF COSTS FOR 8411 FM 1960 E LIFT STATION #1

Billing for invoices paid through cash reports for:

**NOVEMBER 2020**

End of Fiscal Year 5/31/21

HC #132	HC #151	HC #153	Total
2,058	380	1,292	3,729
55.18%	10.18%	34.64%	100.00%

Connections

CK#

<u>UTILITIES</u>						
7/22-8/20 correction	Hudson Energy @8411 FM1960E	-566.73	-104.55	-355.77	-1,027.06	10851
10/20-11/18/20	Hudson Energy @8411 FM1960E	1,065.22	196.52	668.71	1,930.45	10950
10/20-11/19/20	CenterPoint @8411 FM1960E 6989363-4	12.12	2.24	7.61	21.96	10949
	CenterPoint @8411 FM1960E 6989363-4	0.00	0.00	0.00	0.00	
<u>OPERATIONS</u>						
11/1-11/30/20	Repairs and Maintenance LS1/ST	2,304.75	425.20	1,446.84	4,176.79	10960
11/19/2020	Mowing LS1 Stuckeys inv	158.44	29.23	99.47	287.14	10967
10/23/2020	Mowing LS1 Stuckeys inv	158.44	29.23	99.47	287.14	10967

**CURRENT BALANCE DUE**

3,698.98	682.41	2,322.09	6,703.48
----------	--------	----------	----------

**PRIOR BALANCE DUE**

0.00	0.00	0.00
------	------	------

**TOTAL BALANCE DUE**

<b>682.41</b>	<b>2,322.09</b>
---------------	-----------------

pd                      pd

Please make your check payable to:

Harris County MUD #132  
c/o Myrtle Cruz, Inc  
3401 Louisiana Street Ste 400  
Houston, TX 77002-9552

If you have any questions, please don't hesitate to call or email:

Karrie Kay, bookkeeper for the district  
713-759-1368 x125  
[karrie\\_kay@mcruz.com](mailto:karrie_kay@mcruz.com)

**HC MUD 132**  
**TexStar Logic Rate Sheet**

LOGIC.ORG

<u>Report date</u>	<u>Rate</u>	<u>Net.Asset.Value.</u>	<u>Deposits</u>	<u>Withdrawals</u>	<u>Account Balance</u>	<u>Market Balance</u>
2016 AVG/Total	0.6951	1.000280	\$2,157,027.62	-\$377,981.89	\$1,779,045.73	\$1,779,492.27
2017 AVG/Total	1.1643	1.020593	\$1,544,156.21	\$0.00	\$3,323,201.94	\$3,908,750.12
2018 AVG/Total	2.0575	1.275583	\$2,303,394.52	\$0.00	\$5,626,596.46	\$7,314,575.40
2019 AVG/Total	2.3387	1.150061	\$1,149,687.06	\$1,546,381.64	\$8,322,665.16	\$8,323,214.46

Current Year

1/31/2020	1.7978	1.000174	\$25,247.89	-\$380,000.00	\$7,967,913.05	\$7,969,299.47
2/29/2020	1.7619	1.000241	\$11,519.77	\$0.00	\$7,979,432.82	\$7,981,355.86
3/31/2020	1.4261	0.999156	\$9,663.91	-\$500,000.00	\$7,489,096.73	\$7,482,775.93
4/30/2020	1.0562	1.006320	\$252,785.07	-\$365,000.00	\$7,376,881.80	\$7,423,503.69
5/31/2020	0.8116	1.000753	\$257,981.53	-\$650,000.00	\$6,984,863.33	\$6,990,122.93
6/30/2020	0.6260	1.000567	\$3,792.41	-\$265,000.00	\$6,723,655.74	\$6,727,468.05
7/31/2020	0.4203	1.000420	\$2,450.14	-\$230,000.00	\$6,496,105.88	\$6,498,834.24
8/31/2020	0.3154	1.000355	\$1,793.03	\$740,321.13	\$7,238,220.04	\$7,240,789.61
9/30/2020	0.2565	1.000350	\$0.00	-\$200,000.00	\$7,038,220.04	\$7,040,683.42
10/31/2020	0.1890	1.000344	\$0.00	-\$195,000.00	\$6,843,220.04	\$6,845,574.11
11/30/2020	0.1592	1.000340	\$3,517.51	\$0.00	\$6,846,737.55	\$6,849,065.44
12/31/2020	0.1504	1.000331	\$874.36	-\$480,000.00	\$6,367,611.91	\$6,369,719.59
1/31/2021	0.1289	1.000160	\$705.63	\$0.00	\$6,368,317.54	\$6,369,336.47

**INVESTMENT REPORT, AUTHORIZATION AND REVIEW**

**Report for**  
Harris County MUD #132  
AAAm

Prepared for the reporting period ("Period") from

1/1/2021

to

1/31/2021

fund	Investment Pools	Rate	Beginning Value for Period			Gain (Loss) to Market Value	Deposits or (Withdrawals)	Ending Value for Period		
			Book	N.A.V.	Market			Book	N.A.V.	Market
OP	Logic (TexStar)	0.1289%	6,850,255.06	1.00033	6,852,522.49	0.00	(481,937.52)	6,368,317.54	1.00016	6,369,336.47
		0.1289%	6,850,255.06		6,852,522.49	0.00	(481,937.52)	6,368,317.54		6,369,336.47

fund	Certificates of Deposits	Rate	Purchase Value	Term in Days	Begin Value for Period	Interest accrued this period	Deposits or (Withdrawals)	Ending Value for Period	Date of Purchase	Date of Maturity
OA	Spirit of Texas	1.80%	240,000.00	366	243,740.05	366.90	0.00	244,106.96	2/20/2020	2/20/2021
OA	Veritex Bank	1.80%	240,000.00	366	243,740.05	366.90	0.00	244,106.96	2/20/2020	2/20/2021
OA	Wallis State Bank	1.10%	240,000.00	365	242,162.63	224.22	0.00	242,386.85	3/8/2020	3/8/2021
OA	Texan Bank	0.65%	240,000.00	365	240,756.49	135.07	0.00	240,891.57	7/8/2020	7/8/2021
OA	Allegiance Bank	0.50%	240,000.00	182	240,575.34	23.01	(240,598.36)	0.00	7/10/2020	1/8/2021
OA	Allegiance Bank	0.25%	240,000.00	365	0.00	39.45	246,066.99	246,106.44	1/8/2021	1/8/2022
		1.1313%	1,440,000.00	366	1,210,974.58	1,155.57	5,468.63	1,217,598.77		116
	total investments	0.2878%	8,290,255.06	366	8,063,497.07	1,155.57	(476,468.89)	7,585,916.31	wam:	19

**Compliance Statement.**

The investments (reported on above) for the Period are in compliance with the investment strategy expressed in the District's Investment Policy and the Public Funds Investment Act.


**Review.**

This report and the District's Investment Policy are submitted to the Board for its review and to make any changes thereto as determined by the Board to be necessary and prudent for the management of District funds.

**Signatures.**

Myrtle Cruz, Inc. invest.xls version 2.4

\_\_\_\_\_  
Investment Officer (please sign & date)  
Mary Jarmon - Recent PFIA Training Date: 10/2019

  
\_\_\_\_\_  
Bookkeeper (Myrtle Cruz, Inc.)  
Karrie Kay

CERTIFICATE FOR  
RESOLUTION DESIGNATING AN ADDITIONAL MEETING PLACE OF THE BOARD

THE STATE OF TEXAS  
COUNTY OF HARRIS  
HARRIS COUNTY MUNICIPAL UTILITY DISTRICT NO. 132

We, the undersigned officers of the Board of Directors (the "Board") of Harris County Municipal Utility District No. 132 (the "District"), hereby certify as follows:

The Board convened in regular session, open to the public, on February 18, 2021, at 3:00 p.m., via teleconference, in compliance with the guidelines approved by the Office of the Governor of the State of Texas upon request of the Office of the Attorney General, temporarily suspending a limited number of open meeting laws to allow telephonic meetings and to avoid congregate settings in physical locations in response to the coronavirus disaster. The roll was called of the members of the Board, to-wit:

Tim Stine, President  
Don House, Vice-President  
Jerrel Holder, Secretary  
Michael Whitaker, Assistant Secretary  
Gregg Mielke, Assistant Secretary

All members of the Board were present, except the following:  
\_\_\_\_\_. Whereupon among other business, the following was transacted at such Meeting: A written

RESOLUTION DESIGNATING AN ADDITIONAL MEETING PLACE OF THE BOARD

was duly introduced for the consideration of the Board and read in full. It was then duly moved and seconded that such Order be adopted; and, after due discussion, such motion, carrying with it the adoption of such Order, prevailed and carried by the following votes:

AYES: \_\_\_\_\_ NOES: \_\_\_\_\_

A true, full, and correct copy of the aforesaid Order adopted at the Meeting described in the above and foregoing paragraph is attached to and follows this Certificate; such Order has been duly recorded in the Board's minutes of such Meeting; the above and foregoing paragraph is a true, full, and correct excerpt from the Board's minutes of such Meeting pertaining to the adoption of such Order; the persons named in the above and foregoing paragraph are the duly chosen qualified, and acting officers and members of the Board as indicated therein; each of the officers and members of the Board was duly and sufficiently notified officially and personally, in advance, of the time, place, and purpose of such Meeting, and that such Order would be introduced and considered for adoption at such Meeting; and such Meeting was open to the public, and public notice of the time, teleconference number, and purpose of such Meeting was given, all as required by the guidelines approved by the Office of the Governor of the State of Texas upon request of the Office of the Attorney General, temporarily suspending a limited

number of open meeting laws to allow telephonic meetings and to avoid congregate settings in physical locations in response to the Corona virus disaster.

SIGNED AND SEALED this \_\_\_\_\_

\_\_\_\_\_  
Secretary, Board of Directors

\_\_\_\_\_  
President, Board of Directors

(district seal)

RESOLUTION DESIGNATING ADDITIONAL MEETING PLACE OF THE BOARD

THE STATE OF TEXAS §  
COUNTY OF HARRIS §  
HARRIS COUNTY MUNICIPAL UTILITY DISTRICT NO. 132 §

WHEREAS, Section 49.062, Texas Water Code, as amended, authorizes the Board of Directors (the "Board") of Harris County Municipal Utility District No. 132 (the "District") to establish one or more meeting places for the Board inside and outside the boundaries of the District; and

WHEREAS, the Board deems it necessary to establish an additional meeting place of the District outside the boundaries of the District;

NOW, THEREFORE, BE IT RESOLVED BY THE BOARD OF DIRECTORS OF HARRIS COUNTY MUNICIPAL UTILITY DISTRICT NO. 132 THAT:

I.

An additional meeting place for the Board is hereby established at the Operations Building at the Atascocita Wastewater Treatment Plant, 5003 Atascocita Road, Humble, Texas 77346. The Board hereby finds that no suitable meeting place exists inside the District and the meeting place designated is within 10 miles of the boundaries of the District.

Such meeting place is hereby declared to be a public place for purposes of meetings of the Board. The public is invited to any meeting of the Board.

II.

Notice of the location of such meeting place shall be given by filing a true copy of this Resolution with the Texas Commission on Environmental Quality and also by publication of notice of the location of the meeting place in a newspaper of general circulation in Harris County, Texas.

The President or Vice President and the Secretary or Assistant Secretary of the Board are authorized to evidence adoption of this Resolution; and the President or Vice President and the attorneys for the District, or any of them, are authorized to do all other things proper and necessary to carry out the intent hereof.

\* \* \* \*





Harris County MUD 132  
Operations Report for the month of  
January  
2/18/2021

*Allen Jenkins*

---

**Allen Jenkins**  
**Senior Account Manager**

## Executive Summary

### Previous Meeting Action Item Status

Item	Location	Description	Status
Generator	LS #1	Motor Rebuild	Pending

### Current Items Requiring Board Approval

Request	Location	Description	Est. Cost

### Compliance Summary

- Water Distribution -- Monthly Bacteriological Samples were taken throughout the district. All came back compliant (no coliform found; no E. coli found).
- Current Annual Avg. CL2 Res. 1.82 Mg/l
- Wastewater Collection – All Compliant

### Operations Summary:

- Potable Water Production
- Total water Billed for the month 16,864,000
- Total water Pumped for the month 19,717,000
- Accountability 88.8%
  
- Potable Water Distribution
- Repaired 1 water line leak
- Performed 1 Level and Sod

- Sanitary Sewer Collection
- Applied degreaser for the sewer lines
- Cleared 3 Sewer Stoppages in the district
- Repaired the sewer line on Perry oak

- Builder Services / Inspection

- Customer Care
- Delinquent letters mailed 73 on 1/11
- Delinquent Tags Hung 16 on 1/27
- Disconnects for non-Payment 7 on 2/1
- There is 1 account for Consideration to write offs this month totaling \$0.60
- There is 1 account for Consideration to send to Collections this month totaling \$67.04

January

**OPERATIONS REPORT  
H.C.M.U.D. NO. 132  
FOR THE MONTH OF  
January 2021**



<b>OPERATIONS EXPENSES:</b>	January 2021	8 MONTHS YTD
BASIC OPERATIONS	\$10,552.50	\$88,345.00
POSTAGE, MAILING, COPIES, ETC.	3,607.29	30,887.09
WATER TAPS NO. 0 RESIDENTIAL, 0 COMMERCIAL	0.00	24,002.90
SEWER TAPS NO. 0 RESIDENTIAL, 0 COMMERCIAL	0.00	200.00
WATER PLANT MAINTENANCE	8,912.30	76,959.83
WATER LINE MAINTENANCE	19,580.42	316,878.92
SEWER LINE MAINTENANCE/DRAINAGE DITCH	13,152.67	47,972.67
TEMPORARY METER	0.00	0.00
BUILDER LOT INSPECTION	0.00	0.00
LIFT STATION MAINTENANCE	14,225.66	126,799.59
ADMINISTRATIVE	148.36	3,631.57
CREDIT MEMO	0.00	0.00

<b>TOTAL AMOUNT INVOICED</b>	<b>\$70,179.20</b>	<b>\$715,677.57</b>
------------------------------	--------------------	---------------------

<b>MAINTENANCE COSTS FOR LIFT STATION NUMBER 1</b>	<b>\$13,872.92</b>	<b>\$108,407.43</b>
--	--------------------	---------------------

<b>BUILDER DAMAGES</b>	CURRENT	30-60 DAYS	60-90 DAYS	OVER 90 DY
CITY OF HOUSTON	\$0.00	\$0.00	\$0.00	\$16,369.06
	\$0.00	\$0.00	\$0.00	\$0.00
	\$0.00	\$0.00	\$0.00	\$0.00
	\$0.00	\$0.00	\$0.00	\$0.00
	\$0.00	\$0.00	\$0.00	\$0.00

**TAP ACTIVITIES**

WATER TAP FEES	0 RESIDENTIAL, 0 COMMERC	\$0.00	\$0.00
SEWER TAP FEES	0 RESIDENTIAL, 0 COMMERC	0.00	\$0.00
OTHER FEES/TEMP MTR	0 RESIDENTIAL, 0 COMMERC	0.00	\$0.00
ASSESSMENT FEES/BUILDER DEPOSIT		0.00	\$0.00
ENDING NUMBER OF WATER CONNECTIONS RESIDENTIAL			1744
ENDING NUMBER OF WATER CONNECTIONS COMMERCIAL			201
ENDING NUMBER OF SEWER CONNECTIONS			1822

**WATER BILL RECEIVABLES**

30 DAY	\$14,742.33
60 DAY	2,917.17
90 DAY	2,216.63

**WATER PLANT OPERATIONS:**

	BEGINNING	ENDING	GALLONS	GALLONS
TOTAL WATER PUMPED	12/30/2020	1/27/2021	19,717,000	242,445,000
AMOUNT FLUSHED & WATER BREAKS & 151 Interconnect			358,500	5,870,700
AMOUNT BILLED			16,864,000	209,484,000
ESTIMATED INTERCONNECTION USAGE THIS PERIOD FROM 152			0	0
PERCENT BILLED VS. PUMPED (INCLUDES INTERCONN)			87.35%	88.83%
GALLONS COMMERCIAL, APARTMENTS, IRRIGATION			7,116,000	84,624,000
GALLONS RESIDENTIAL			9,748,000	135,420,000

**HARRIS COUNTY MUNICIPAL  
UTILITY DISTRICT NO. 132  
MAJOR MAINTENANCE SUMMARY  
January 2021**

---

**LIFT STATION MAINTENANCE**

1. Processed and paid invoices for rental generator at Lift Station 1 on January 20, 2021.

**Cost: \$9,026.56**

---

**SEWER LINE MAINTENANCE**

1. Jet the sewer main at 8006 FM 1960 East to remove stoppage on December 10, 2020.  
**Cost: \$3,698.90**
2. Jet the sewer main at 7903 Pine Green on December 12, 2020 to remove stoppage.  
**Cost: \$1,769.27**
3. Jet the sewer main at FM 1960 at Pinehurst Trail on December 22, 2020 to remove stoppage.  
**Cost: \$1,593.52**
4. Jet the sewer main to remove blockage and cleaned sewer overflow at 8415 Pines Place on January 15, 2021.  
**Cost: \$4,245.43**
5. Removed sections of the driveway and hand dug to expose the sewer main at 20402 Perryoak after Centerpoint made repairs to the gas line that was sitting on top of the sewer main. Exposed the sewer main and taps and made repairs to the concrete line. Verified flow, backfilled and cleaned the area on January 4, 2021.  
**Cost: \$4,371.31**

---



---

**WATER LINE MAINTENANCE**

1. Leveled the area, replaced the sod and section of the driveway at 20518 Forest Stream on October 14, 2020 after water line repairs.  
**Cost: \$5,786.00**
2. Exposed, removed and replaced the leaking service line at 20110 Atascocita Lake on January 5, 2021. Backfilled and cleaned the area.  
**Cost: \$2,994.38**

---



---

**WATER PLANT MAINTENANCE**

1. There are no major maintenance items to report this month.

---



---

**ADMINISTRATIVE MAINTENANCE**

1. There are no major maintenance items to report this month.

---



---

**REQUEST BEING PRESENTED**

---



---

**PENDING**







**HARRIS COUNTY MUNICIPAL UTILITY DISTRICT NO. 132**  
**HISTORICAL MAJOR MAINTENANCE SUMMARY**  
**Expenses \$2000 and Over**  
**Jan-21**

<b>WATER PLANT #1</b>		
<b>REPAIR DATE</b>	<b>DESCRIPTION</b>	<b>COST</b>
Jun-15	REPLACED MERCROID SWITCH	\$975.87
Jul-15	REPLACED AIR LINE	\$600.49
Jun-15	INSTALLED WELL LOANER MOTOR	\$1,320.23
Nov-15	REPAIRED WELL 1	\$53,468.64
Jun-16	REPLACED 12" CHECK VALVE	\$3,424.14
Sep-16	CLEAN GST 1	\$15,892.56
Sep-16	REPAIRED ATS	\$4,949.32
Aug-17	CLEANED THE GST	\$4,770.49
Sep-17	CLEANED GST AND HPT	\$6,234.49
Aug-17	REPLACED BP CONTACTS & WP2	\$6,923.54
Sep-17	REPLACED WELL MOTOR	\$42,445.70
Dec-17	CLEANED GST 1, HPT 1 AND 3	\$3,054.39
Jun-18	CLEANED GST 2	\$5,101.70
Aug-18	REPLACED AIR COMPRESSOR BELT	\$2,257.20
Dec-18	REPLACED SOFT START	\$10,621.02
Jan-19	REPAIRED WELL MOTOR	\$29,801.20
Jan-19	REPAIRED WELL MOTOR	\$29,801.20
Jun-19	REPLACED BLEACH PUMP	\$2,400.00
Jul-19	INSTALLED BACKUP BLEACH PUMP	\$2,400.00
Aug-19	REPLACED SOIL FROM BLEACH LEAK	\$2,453.95
Oct-19	CALIBRATE PLC	\$2,878.74
May-20	REPAIR BP 4	\$17,385.50
May-20	REPAIR GENERATOR EXHAUST	\$3,755.30
Jan-21	GENERATOR RENTAL	\$9,026.56
<b>TOTAL</b>		<b>\$261,942.23</b>

<b>WATER PLANT #2</b>		
<b>REPAIR DATE</b>	<b>DESCRIPTION</b>	<b>COST</b>
Jun-15	REPLACED BOOSTER PUMP 2 BREAKER	\$5,977.91
Aug-15	REPLACED WELL MOTOR	\$32,302.60
Oct-15	REPAIRED WELL METER	\$4,364.80
Feb-16	REPAIRED BOOSTER PUMP MOTOR 1	\$4,199.53
Nov-15	REPLACED GENERATOR TRANSFER SWITCH	\$18,063.27
Dec-16	REPAIRED BP MOTOR 3	\$5,696.21
Feb-17	REINSTALLED BP MOTOR 1	\$3,631.57
Sep-17	FACTORED AND CLEANED GST	\$3,995.07
May-18	PUCHASED CONTROL TRANSFORMER	\$4,790.72
May-18	REPLACED BOOSTER PUMP 3 STARTER	\$4,232.10
Sep-18	REPLACED BP MOTOR 1	\$5,992.59
Sep-18	REPAIR BP2	\$5,041.69
Nov-18	REPLACED 12" GATE VALVE	\$3,749.19
Feb-19	PURCHASED AIR RELEASE VALVE	\$2,490.40
Mar-19	CLEANED GST 2	\$4,950.00
Jun-19	REPLACED BLEACH PUMP	\$2,400.00
Jul-19	INSTALLED BACKUP BLEACH PUMP	\$2,400.00
Feb-20	REPAIR AIR RELEASE VALVE	\$3,462.13
Mar-20	INSTALL SURGE PROTECTION	\$2,964.07
Mar-20	REPLACED GST LEVEL GAUGE	\$3,365.61
<b>TOTAL</b>		<b>\$117,739.78</b>

<b>LIFT STATION #1</b>		
<b>REPAIR DATE</b>	<b>DESCRIPTION</b>	<b>COST</b>
Apr-16	DERAGGED LIFT PUMPS	\$2,080.85
Jul-16	CLEANED LIFT STATION	\$28,429.56
Jun-16	PURCHASE LIFT PUMPS	\$85,987.55
Sep-16	REPLACED BREAKERS AND OVERLOADS	\$6,292.44
Aug-17	CLEANED LIFT STATION AFTER HURRICANE	\$9,682.83
Sep-17	REPLACED VENT	\$2,133.56
Oct-18	CLEANED LIFT STATION	\$5,459.65
Oct-18	INSTALLED CONTROL PANEL EXHAUST FAN	\$2,303.94
Nov-18	REPAIRED RAILS	\$2,661.12
Nov-18	INSTALLED SOFT START	\$2,792.44
Jan-19	REPAIRED LIFT PUMP 2	\$17,500.57
Apr-19	REPAIRED LP 1	\$18,168.47
May-19	CLEANED GREASE FROM LIFT STATION	\$25,808.13
Aug-19	REMOVE RAGS FROM LP3	\$1,278.65
Aug-19	CLEANED GREASE FROM LIFT STATION	\$13,191.49
Aug-19	REPLACED LP3 CONTACTS	\$1,722.82
Dec-19	REPAIRED LP2 CHECK VALVE	\$2,761.35
Dec-19	ADDITIONAL LS CLEANING	\$6,068.09
Apr-20	PURCHASED/INSTALLED MIXERS	\$22,241.95
Aug-20	REPAIRED LP 1	\$24,109.38
Aug-20	INSTALLED RENTAL GENERATOR	\$10,441.80
Nov-20	CLEANED LS	\$8,764.38
<b>TOTAL</b>		<b>\$299,881.02</b>

<b>LIFT STATION #2</b>		
<b>REPAIR DATE</b>	<b>DESCRIPTION</b>	<b>COST</b>
Apr-18	REPLACED ATS	\$5,081.63
Jun-18	REPLACED LP3	\$12,164.02
Jun-18	CLEANED LIFT STATION	\$2,246.24
Sep-18	REPLACED GENERATOR	\$37,950.00
May-19	CLEANED LIFT STATION	\$2,020.88
<b>TOTAL</b>		<b>\$57,441.89</b>

<b>LIFT STATION #3</b>		
<b>REPAIR DATE</b>	<b>DESCRIPTION</b>	<b>COST</b>
Nov-15	REPAIRED LP1	\$5,357.65
Apr-18	REPLACED ATS	\$5,081.63
Sep-18	REPLACED GENERATOR	\$37,950.00
Jan-19	REPLACED FLOODED EQUIPMENT	\$8,500.00
<b>TOTAL</b>		<b>\$56,889.28</b>

**WATER LINE REPAIRS**

REPAIR DATE	ADDRESS	COST
Jan-15	8627 PINES PLACE - C	\$4,328.75
Jun-15	21222 ATASCOCITA PLACE - I	\$2,135.64
Jun-15	PINE ECHO;PINE SHORES - C	\$4,643.85
Jun-15	KINGS RIVER;ATASCOCITA SHORES - I	\$2,467.00
Jun-15	7803 LAKE MIST - C	\$57,350.34
Jun-15	20422 PERRYOAK - C	\$3,480.62
Jun-15	8203 MAGNOLIA GLEN - I	\$2,861.71
Jun-15	20315 ARROW COVE - C	\$3,915.68
Jun-15	PINE ECHO;PINE SHORES - I	\$3,967.68
Jul-15	20339 ATASCOCITA SHORES - C	\$6,434.08
Jul-15	CLEANED AND OPERATED VALVES	\$10,293.06
Mar-15	8406 ATASCOCITA LAKE WAY - C	\$2,491.30
Sep-15	7903 DEATON - C	\$2,727.43
Oct-15	7710 HURST FOREST - C	\$4,325.73
Oct-15	20510 SUNNY SHORES - C	\$3,199.05
Oct-15	20206 ATASCOCITA LAKE	\$1,366.75
Oct-15	8334 BUNKER BEND - C	\$7,911.10
Oct-15	20543 ATASCOCITA SHORES - C	\$3,394.63
Oct-15	8723 PINES PLACE - C	\$3,747.85
Oct-15	20506 ATASCOCITA SHORES - C	\$3,661.83
Sep-15	20310 SPOONWOOD - C	\$11,368.97
Oct-15	8331 LAUREL LEAF - C	\$3,068.52
Oct-15	6300 FM 1960 EAST	\$5,442.06
Oct-15	20319 ATASCOCITA SHORES	\$9,045.70
Oct-15	8022 TWELFTH FAIRWAY - C	\$12,269.95
Nov-15	20407 SUNNY SHORES - C	\$2,556.33
Oct-15	19523 AUTUMN CREEK - C	\$5,227.53
Oct-15	19607 AUTUMN CREEK - C	\$2,661.06
Nov-15	20006 LEGEND OAK - C	\$4,049.35
Nov-15	20339 ALLEGRO SHORES - C	\$4,935.76
Nov-15	20014 EIGHTEENTH FAIRWAY - I	\$6,256.40
Dec-15	20115 ATASCOCITA SHORES - I	\$4,903.00
Jan-16	8007 SEVENTEENTH GREEN - I	\$2,083.81
Nov-15	8602 PINE SHORES - I	\$2,102.09
Feb-16	20510 RIVERSIDE PINES - C	\$6,046.17
Feb-16	8003 HURST FOREST - C	\$4,834.19
Nov-15	20010 EIGHTEENTH FAIRWAY - I	\$3,280.48
Jan-16	19511 SWEETGUM FOREST - C	\$2,225.98
Jan-16	8014 PINE CUP - I	\$2,097.78
Dec-15	8300 FM 1960 EAST - C	\$2,444.82
Jan-16	8007 SEVENTEENTH GREEN - C	\$2,936.31
Mar-16	19619 GAMBLE OAK - C	\$3,442.58
Mar-16	20315A SUNNY SHORES - C	\$3,048.30
May-16	ATASCA OAKS FV - C	\$2,986.82
May-16	20323 ATASCOCITA SHORES - C	\$3,146.90
Mar-16	20003 PINEHURST PLACE - C	\$8,421.19
Jun-16	8202 ARROW COVE - C	\$5,925.15
Jul-16	7807 CHERRY PLACE CT - I	\$2,037.52
May-16	7815 LAKE MIST COURT - I	\$6,193.83
Jul-16	8015 SEVENTEENTH GREEN - C	\$2,039.37
Jul-16	19623 AUTUMN CREEK - C	\$7,138.91
Jul-16	19507 AUTUMN CREEK - C	\$2,703.02
Oct-16	20347 ACAPULCO COVE - C	\$3,782.50
Sep-16	8523 PINES PLACE - C	\$3,078.73
Oct-16	20103 MAGNOLIA BEND - C	\$3,567.03
Oct-16	6725 ATASCOCITA ROAD - C	\$3,655.78
Nov-16	8010 TWELFTH FAIRWAY - C	\$3,400.30
Nov-16	8111 PINE GREEN - C	\$2,094.02
Nov-16	19918 SWEETGUM FOREST - C	\$2,748.21
Nov-16	6626 FM 1960 EAST - C	\$3,515.75
Dec-16	7910 SEVENTEENTH GREEN - C	\$4,720.61
Dec-16	20331 ACAPULCO COVE - C	\$4,653.77
Dec-16	20342 ALLEGRO SHORES - C	\$4,723.76
Dec-16	7501 FM 1960 EAST - C	\$23,597.73
Feb-17	20006 LUCIA - I	\$2,046.02
Mar-17	8319 LAUREL LEAF - C	\$4,390.59
Jan-17	20266 IVY POINT - C	\$2,705.39
Mar-17	20010 FAWN HOLLOW - C	\$2,341.45
Mar-17	8739 PINES PLACE - C	\$6,007.08
Apr-17	19510 SUNCOVE - C	\$2,603.08
May-17	20335 ACAPULCO COVE - I	\$2,286.13
May-17	8323 LAUREL LEAF - C	\$3,258.79
May-17	7815 Magnolia Cove Ct	\$2,803.37
Jun-17	8735 PINES PLACE DR - C	\$3,545.23
Jun-17	20411 Spoonwood Dr	\$2,153.64
Jul-17	REPAIRED 7 COMMERCIAL METERS	\$2,794.00
May-17	MATERIALS FOR 16 VALVES	\$17,811.55
Jul-17	INSTALLED INTERCONNECT VALVE	\$11,438.22
Jul-17	19611 PINE ECHO DR	\$3,661.53
May-17	INSTALLED 16-INCH VALVE 7351 FM 1960	\$8,627.16
May-17	INSTALLED 16-INCH VALVE 72151 FM 1960	\$37,291.88
Jun-17	INSTALLED 2" IRR SHORT TAP AND METER	\$3,000.00
Sep-17	8323 REBAWOOD - C	\$10,216.71
Sep-17	8026 SEVENTEENTH GREEN - I	\$2,266.92
Sep-17	7807 CHERRY PLACE CT - C	\$9,872.10
May-17	8619 PINES PLACE - C	\$2,353.85
Oct-17	19611 PINE ECHO - C	\$7,316.28
Jul-17	8300 FM 1960 METER	\$9,362.10
Oct-17	8610 TIMBER VIEW - C	\$2,079.00
Oct-17	8410 BUNKER BEND - C	\$2,578.62
Oct-17	8030 TWELFTH FAIRWAY - C	\$3,143.95
Nov-17	20430 PERRYOAK-C	\$8,210.09
Dec-17	8423 REBAWOOD - C	\$4,573.32
Oct-17	8723 PINES PLACE - C	\$2,539.85
Dec-17	20419 ATASCOCITA SHORES	\$2,359.29
TOTAL		\$530,799.31

Jan-18	8010 REBAWOOD - C	\$3,666.96
Jan-18	20015 LEGEND OAKS - C	\$1,313.40
Feb-18	8118 PINE GREEN - C	\$3,106.23
Feb-18	8603 SUMMIT PINES - C	\$2,019.63
Jan-18	8726 TIMBER VIEW - C	\$2,375.25
Mar-18	8338 ATASCOCITA LAKE WAY - C	\$4,431.94
Apr-18	8214 SHOREGROVE - C	\$8,804.99
Apr-18	8019 REBAWOOD - C	\$2,935.94
Apr-18	20419 SPOONWOOD - C	\$3,145.69
Apr-18	7814 TWELFTH FAIRWAY - C	\$4,227.35
May-18	8014 PINE CUP - C	\$3,541.21
May-18	19520 PINEHURST TRAIL - C	\$6,334.31
May-18	ATASCA OAKS;FM 1960-C	\$3,150.28
Mar-18	8731 PINES PLACE - C	\$3,431.57
Jun-18	20007 PINEHURST BEND - I	\$2,164.48
Jun-18	8710 FM 1960	\$4,686.21
Apr-18	20503 ATASCOCITA SHORES - C	\$6,436.23
Aug-18	20019 SWEETGUM FOREST - I	\$3,458.34
Jul-18	8739 PINES PLACE - C	\$7,779.47
Aug-18	20228 SUNNY SHORES - C	\$4,672.74
Aug-18	7806 PINE GREEN - C	\$2,125.90
Aug-18	ATASCOCITA SHORES	\$12,704.48
Aug-18	8306 BUNKER BEND - C	\$2,266.60
Aug-18	20015 LEGEN OAKS - C	\$2,579.92
Sep-18	8222 AMBER COVE - C	\$4,297.22
Sep-18	20327 ACAPULCO COVE - C	\$4,867.77
Sep-18	8203 AMBER COVE - C	\$3,181.84
Oct-18	8519 REBAWOOD - C	\$4,589.81
Oct-18	20330 ATASCOCITA SHORES - I	\$5,149.74
Oct-18	20320 ATSCOCITA SHORES - C	\$5,654.12
Jan-19	8954 SHIREVIEW - C	\$3,133.26
Jan-19	20526 PERRYOAK - C	\$4,308.30
Jan-19	20014 EITHGEENTH FAIRWAY - C	\$4,679.65
Dec-18	18918 TOWN CENTER - C	\$8,337.57
Mar-19	19511 SHOREVIEW - I	\$2,347.55
Mar-19	7806 BEAVER LAKE - C	\$3,399.42
Jan-19	20515 RIVERSIDE PINES - C	\$2,197.77
Mar-19	8510 PINES PLACE - C	\$2,932.66
Apr-19	8343 ATASCOCITA LAKE WAY - I	\$5,779.41
Apr-19	KINGS PARKWAY;FM 1960	\$4,448.37
May-19	8303 ACAPULCO COVE - I	\$2,789.52
May-19	8346 ATASCOCITA LAKE WAY - C	\$4,363.14
May-19	DISTRICT AREA - METER TESTING	\$12,111.00
Jun-19	7711 PINE CUP - C	\$3,314.00
Jun-19	8019 SEVENTEENTH GREEN - C	\$8,023.69
Jun-19	20007 EIGHTEENTH FAIRWAY - I	\$2,741.94
Jun-19	8307 LAUREL LEAF - I	\$2,899.79
Jul-19	7525 FM 1960 - I	\$2,832.29
Jul-19	8419 PINE SHORES - C	\$5,084.61
Jul-19	KINGS PARKWAY FV - C	\$2,641.50
Aug-19	8742 TIMBER VIEW - C	\$10,641.36
Sep-19	8603 PINES PLACE - C	\$5,173.78
Aug-19	8514 PINES PLACE - C	\$4,298.80
Oct-19	8026 TWEFLTH FAIRWAY - C	\$4,164.82
Oct-19	SUNNY SHORES - C	\$2,476.59
Oct-19	PINE ECHO - C	\$2,893.00
Oct-19	PINES PLACE - C	\$27,052.51
Nov-19	7011 FM 1960 - C	\$8,828.37
Dec-19	19514 SANDY SHORE - C	\$3,340.57
Dec-19	20914 ATASCOCITA POINT - C	\$4,932.70
Dec-19	20123 SUNN Y SHORES - C	\$4,088.15
Jan-20	8423 ATSCOCITA LAKE WAY - C	\$3,494.87
Jan-20	20415 WOODSONG - I	\$2,375.39
Jan-20	8727 PINES PLACE - I	\$4,031.01
Jan-20	7503 KINGS RIVER - C	\$3,475.19
Jan-20	7702 PINEHURST SHADOW - C	\$5,211.67
Feb-20	8015 SEVENTEENTH GREEN - C	\$8,899.16
Feb-20	19503 ATASCOCITA SHORES - I	\$3,740.17
Jan-20	8318 BUNKER BEND - C	\$3,834.88
Dec-19	20266 IVY POINT - C	\$3,246.32
Jan-20	8727 PINES PLACE - C	\$5,074.19
Mar-20	20220 ATASCOCITA SHORES - C	\$2,887.00
Mar-20	8503 PINES PLACE - c	\$3,289.96
Apr-20	8114 PINE GREEN - c	\$3,466.05
May-20	7811 TAMARRON COURT - C	\$8,874.93
May-20	19510 SWEETGUM FOREST - C	\$3,317.36
May-20	8707 PINES PLACE - I	\$2,152.24
May-20	20119 ATASCOCITA SHORES - I	\$3,768.72
May-20	20080 SUNNY SHORES - C	\$3,083.68
Jul-20	20246 ATASCOCITA LAKE - C	\$3,052.98
Aug-20	19710 SWEET FOREST - I	\$3,219.16
Aug-20	21102 ATASCOCITA PINES - C	\$3,048.76
Aug-20	20510 RIVERSIDE PINES - C	\$2,261.27
Aug-20	8007 TWELFTH FAIRWAY - C	\$3,812.63
Aug-20	19298 W LAKE HOUSTON - I	\$3,330.52
Aug-20	20510 PERRYOAK - C	\$2,237.24
Sep-20	20338 ATASCOCITA SHORES - C	\$9,314.38
Sep-20	FM 1960	\$5,203.91
Sep-20	20518 FOREST STREAM - C	\$9,852.50
Sep-20	8338 BUNKER BEND - I	\$2,255.06
Oct-20	19818 SWEETGUM FOREST - C	\$4,106.41
Oct-20	8003 SEVENTEENTH GREEN - C	\$4,457.91
Oct-20	8002 TWELFTH FAIRWAY - I	\$2,493.66
Oct-20	8300 FM 1960 - C	\$2,290.03
Oct-20	FM 1960	\$18,984.35
Nov-20	8311 ATASCOCITA LAKE - I	\$3,494.13
Dec-20	20319 SPOONWOOD - I	\$2,915.18
Jan-21	20110 ATASCOCITA LAKE - I	\$2,994.38
TOTAL		\$961,314.23

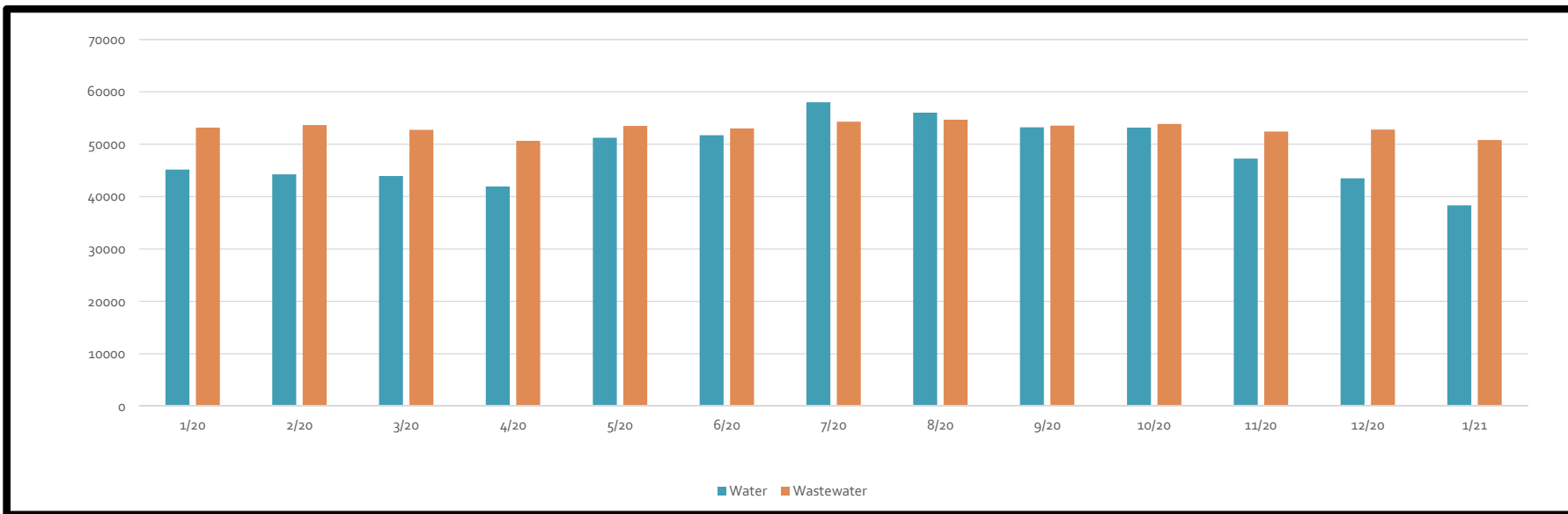
**SEWER LINE REPAIRS**

<b>REPAIR DATE</b>	<b>ADDRESS</b>	<b>COST</b>
Apr-15	19703 FAIRWAY ISLAND - C	\$2,860.00
Jun-15	20019 SWEETGUM FOREST - C	\$4,083.24
Jun-15	7803 LAKE MIST - C	\$3,085.06
Oct-15	GOLF COURSE STORM LINE	\$9,459.68
Nov-15	20314 ALLEGRO SHORES - C	\$5,720.32
Nov-15	20511 PERRYOAK - C	\$3,025.00
Oct-15	8307 REBAWOOD - C	\$8,307.75
Nov-15	8218 AMBER COVE - I	\$2,731.44
Dec-15	20014 EIGHTEENTH FAIRWAY - C	\$37,580.54
Nov-15	20014 EIGHTEENTH FAIRWAY - C	\$3,200.86
Jun-16	LIFT STATION 1	\$2,453.93
Jun-16	PURCHASED 18" CHECK VALVE	\$14,522.39
Jun-16	8307 REBAWOOD - I	\$3,090.52
Jul-16	7907 PINE GREEN - I	\$2,223.16
Jul-16	GIS Survey	\$5,780.00
Aug-16	GIS Survey	\$7,760.00
Sep-16	GIS Survey	\$2,760.00
Jan-17	8314 BUNKER BEND - C	\$3,502.40
Jan-17	20303 SPOONWOOD - C	\$2,626.80
Feb-17	19706 FAIRWAY ISLAND - C	\$4,876.66
Mar-17	20303 SPOONWOOD - I	\$2,531.21
Feb-17	8314 BUNKER BEND - C	\$2,750.00
Feb-17	20102 ATASCOCITA SHORES - C	\$2,750.00
May-17	20303 SPOONWOOD - C	\$2,026.20
Aug-17	21219 KINGS RIVER POINT	\$6,100.00
Aug-17	21219 KINGS RIVER POINT	\$4,535.54
Dec-17	8318 BUNKER BEND	\$38,222.12
May-18	8731 PINES PLACE	\$9,578.17
Aug-18	8743 PINES PLACE	\$5,679.03
Jan-19	SUNNY SHORES	\$7,579.12
May-19	21219 KINGS RIVER POINT	\$8,863.25
Jun-19	SUNNY SHORES;COUNTRY CLUB	\$59,876.30
Jun-19	COUNTRY CLUB	\$6,291.90
Aug-18	TWELFTH FAIRWAY;FAIRWAY ISLAND	\$4,988.50
Jul-19	DISTRICT AREA - TV STORM LINES	\$3,834.36
Oct-19	8743 PINES PLACE - SEWER MAIN	\$68,934.42
Nov-19	7927 FM 1960 EAST - C	\$4,380.77
Oct-20	8338 BUNKER BEND	\$2,735.15
Dec-20	8006 FM 1960	\$3,698.90
Jan-21	8415 PINES PLACE	\$4,245.43
Jan-21	20402 PERRY OAK - I	\$4,371.31
	<b>TOTAL</b>	<b>\$383,621.43</b>

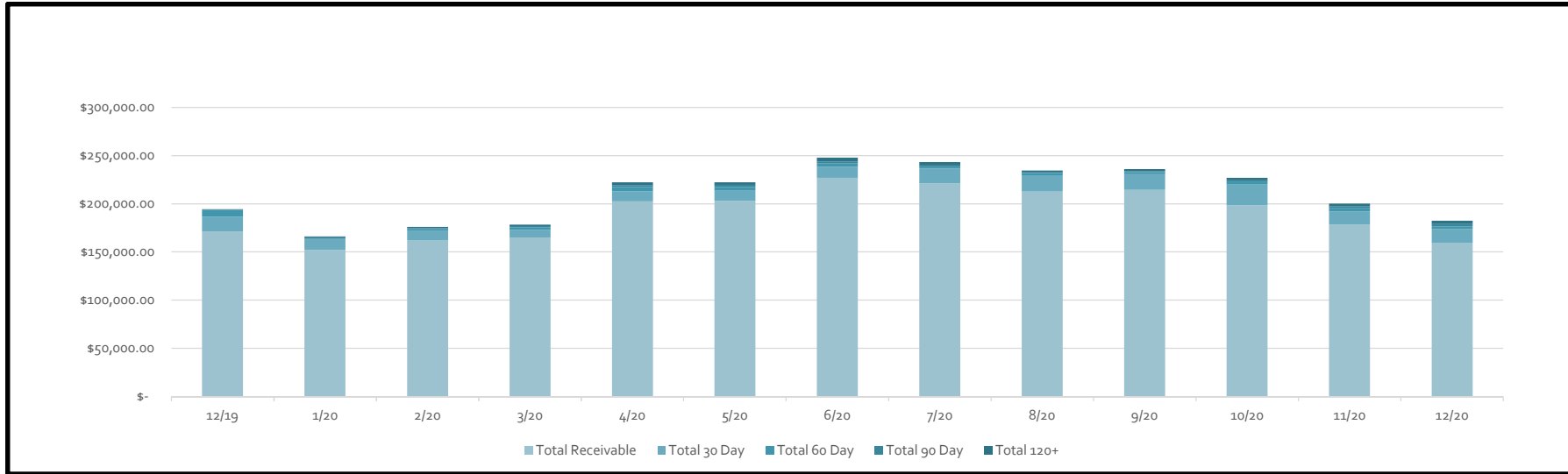
### Billing Summary

Description	Jan-20	Jan-21
Number of Accounts Billed	1924	1927
Avg Water Use for Accounts Billed in gallons	10,329	9,307
Total Billed	\$ 156,790	\$ 151,796
Total Aged Receivables	\$ (4,707)	\$ 7,276
Total Receivables	\$ 152,083	\$ 159,072

### 12 Billing Month History by Category



## 12 Month Accounts Receivable and Collections Report



Date	Total Receivable	Total 30 Day	Total 60 Day	Total 90 Day	Total 120+
12/19	\$ 171,123.87	\$ 15,326.79	\$ 6,626.62	\$ 687.66	\$ 591.84
1/20	\$ 152,083.04	\$ 10,418.05	\$ 1,211.42	\$ 1,504.27	\$ 821.87
2/20	\$ 162,413.62	\$ 9,932.71	\$ 1,627.97	\$ 578.50	\$ 1,537.97
3/20	\$ 164,854.93	\$ 7,819.59	\$ 3,106.30	\$ 1,010.12	\$ 1,589.80
4/20	\$ 202,578.21	\$ 10,531.23	\$ 4,361.57	\$ 1,990.55	\$ 2,929.71
5/20	\$ 203,121.81	\$ 10,299.91	\$ 3,945.39	\$ 2,185.43	\$ 2,618.70
6/20	\$ 227,074.38	\$ 11,241.04	\$ 3,409.20	\$ 2,165.18	\$ 4,141.46
7/20	\$ 221,037.95	\$ 15,597.87	\$ 1,976.30	\$ 1,251.60	\$ 3,328.31
8/20	\$ 212,759.45	\$ 16,326.18	\$ 2,814.70	\$ 667.73	\$ 2,021.19
9/20	\$ 214,451.10	\$ 16,301.68	\$ 2,094.87	\$ 1,081.55	\$ 2,124.34
10/20	\$ 198,506.68	\$ 21,431.04	\$ 3,173.50	\$ 1,185.43	\$ 2,693.59
11/20	\$ 178,479.40	\$ 13,591.84	\$ 3,645.01	\$ 1,621.40	\$ 2,940.67
12/20	\$ 159,072.11	\$ 14,742.33	\$ 2,917.17	\$ 2,216.63	\$ 3,496.98

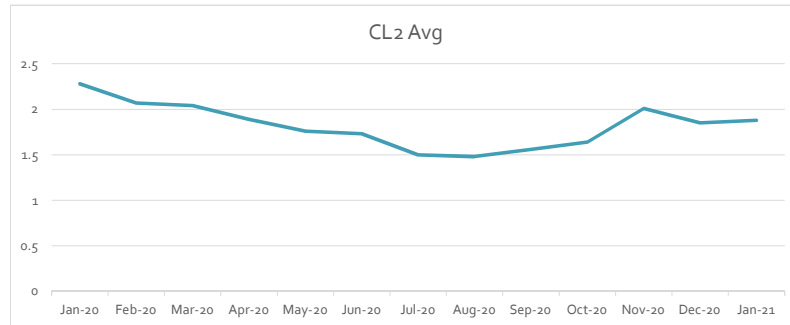
Board Consideration to Write Off	\$0.60	2/6/2021
Board Consideration Collections	<u>\$67.04</u>	2/6/2021
Delinquent Letters Mailed	<u>73</u>	1/11/2021
Delinquent Tags Hung	<u>16</u>	1/27/2021
Disconnects for Non Payment	<u>7</u>	2/1/2021

Water Quality Report -Disinfection Monitoring

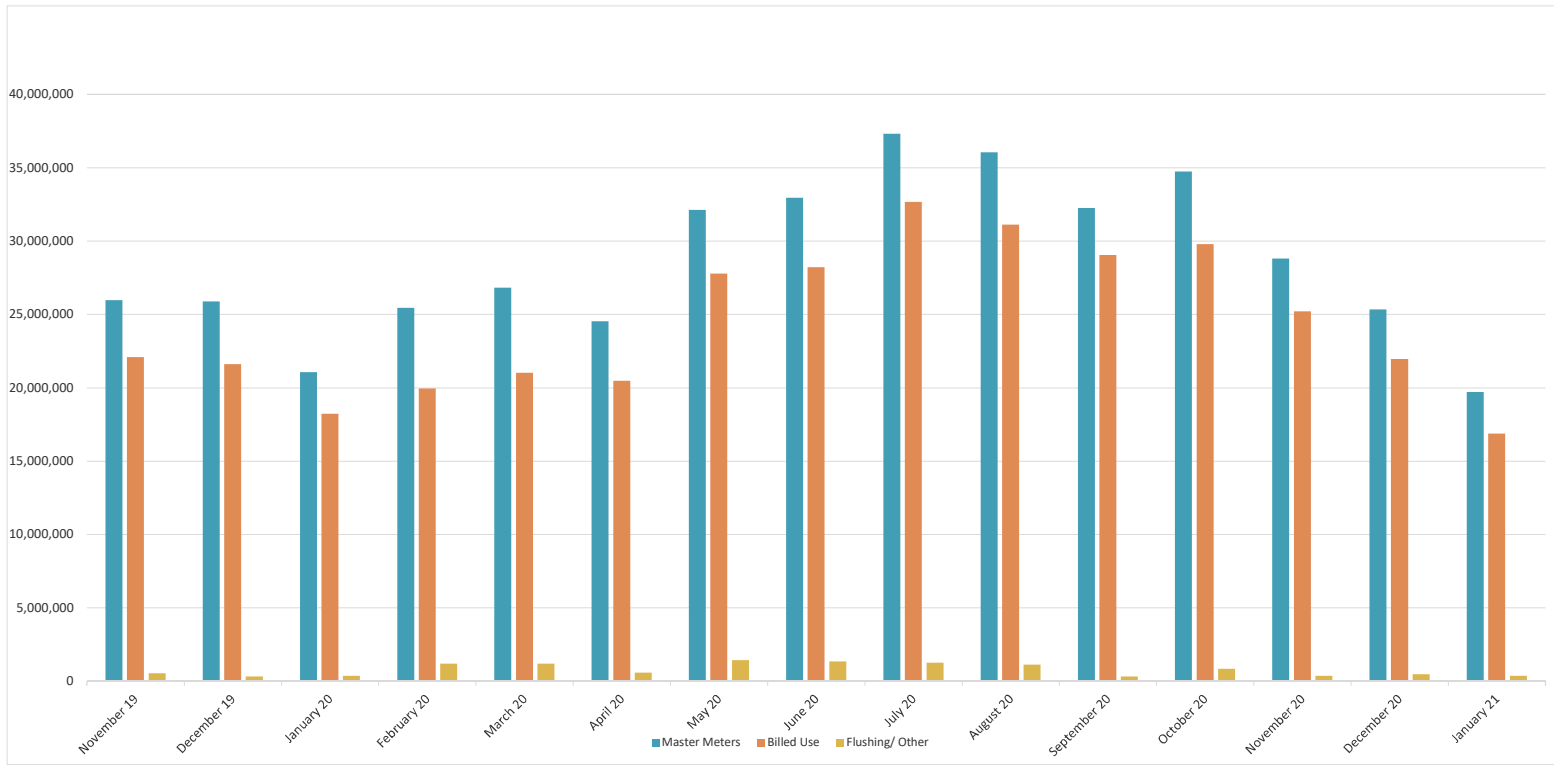
Current Annual Avg

1.82

Date	CL <sub>2</sub> Avg
Jan-20	2.28
Feb-20	2.07
Mar-20	2.04
Apr-20	1.89
May-20	1.76
Jun-20	1.73
Jul-20	1.5
Aug-20	1.48
Sep-20	1.56
Oct-20	1.64
Nov-20	2.01
Dec-20	1.85
Jan-21	1.88



## Water Accountability Report



### Water Accountability Report Historical

Month	Read Date	Number of Connections	Master Meters	Billed Use	Flushing/ Other	Gal.s Loss (-)	Accounted For %	Annual Running Avg
Nov-19	11/25/19	1940	25,973,000	22,086,000	536,280	4,423,280	87%	
Dec-19	12/26/19	1941	25,874,000	21,610,000	302,800	4,566,800	85%	
Jan-20	1/24/20	1941	21,056,000	18,231,000	365,600	3,190,600	88%	
Feb-20	2/25/20	1941	25,457,000	19,938,000	1,192,800	6,711,800	83%	
Mar-20	3/26/20	1942	26,814,000	21,018,000	1,182,250	6,978,250	83%	
Apr-20	4/24/20	1942	24,527,000	20,481,000	574,600	4,620,600	86%	
May-20	5/27/20	1943	32,118,000	27,778,000	1,424,145	5,764,145	91%	
Jun-20	6/25/20	1944	32,954,000	28,214,000	1,342,000	6,082,000	90%	
Jul-20	7/24/20	1944	37,312,000	32,659,000	1,258,500	5,911,500	91%	
Aug-20	8/25/20	1943	36,043,000	31,124,000	1,117,600	6,036,600	89%	
Sep-20	9/25/20	1944	32,264,000	29,052,000	306,000	3,518,000	91%	
Oct-20	10/27/20	1945	34,748,000	29,778,000	829,200	5,799,200	88%	
Nov-20	11/25/20	1946	28,806,000	25,215,000	354,750	3,945,750	89%	
Dec-20	12/29/20	1945	25,328,000	21,950,000	472,500	3,850,500	89%	
Jan-21	1/27/21	1945	19,717,000	16,864,000	358,500	3,211,500	87%	

\*Mics Leaks caused by contractors  
 \*Interconnect open with HC151 by contractor

\*FV leak on FM 1960



Work Type / Sub Category	Date Complete	WO Number	Address	Task Details	Equipment Costs	Labor Costs	Materials/Other Service Costs	Sales Tax Total	Total Costs	B/C
<b>Administrative</b>										
Administrative Services										
	1/19/2021	2446398	HC132 District Area	Miscellaneous Compliance Duties Performed for a District;	\$0.00	\$59.84	\$0.00	\$0.00	\$59.84	N
	1/19/2021	2446431	HC132 District Area	Miscellaneous Compliance Duties Performed for a District;	\$0.00	\$59.84	\$0.00	\$0.00	\$59.84	N
	1/28/2021	2458264	HC132 District Area	Miscellaneous Compliance Duties Performed for a District;	\$0.00	\$28.68	\$0.00	\$0.00	\$28.68	N
				<b>Administrative Services Total</b>	<b>\$0.00</b>	<b>\$148.36</b>	<b>\$0.00</b>	<b>\$0.00</b>	<b>\$148.36</b>	
				<b>AD Total</b>	<b>\$0.00</b>	<b>\$148.36</b>	<b>\$0.00</b>	<b>\$0.00</b>	<b>\$148.36</b>	
<b>Maintenance, Lift</b>										
<b>LS1</b>										
General Maintenance & Repairs										
	1/4/2021	2434715	8411 Fm 1960 Rd E	Investigate a Problem at a Lift Station; pumps airlocked	\$16.00	\$82.10	\$0.21	\$0.00	\$98.31	N
	1/5/2021	2435967	8411 Fm 1960 Rd E	Investigate a Problem at a Lift Station; Backwash pumps	\$8.00	\$44.96	\$0.65	\$0.00	\$53.61	N
	1/6/2021	2437064	8411 Fm 1960 Rd E	Investigate a Problem at a Lift Station; Investigate high level alarm.	\$80.00	\$534.71	\$0.65	\$0.00	\$615.36	N
	1/8/2021	2439610	8411 Fm 1960 Rd E	Investigate a Problem at a Lift Station; install confined space signs	\$16.00	\$32.84	\$0.21	\$0.00	\$49.05	N
	1/13/2021	2443168	8411 Fm 1960 Rd E	Investigate a Problem at a Lift Station; back wash pumps	\$24.00	\$73.89	\$0.21	\$0.00	\$98.10	N
	1/14/2021	2444164	8411 Fm 1960 Rd E	Investigate a Problem at a Lift Station; back wash lift pumps	\$16.00	\$32.84	\$0.21	\$0.00	\$49.05	N
	1/15/2021	2446083	8411 Fm 1960 Rd E	Investigate a Problem at a Lift Station; pump vibrating	\$24.00	\$49.26	\$0.21	\$0.00	\$73.47	N
	1/19/2021	2447642	8411 Fm 1960 Rd E	Investigate a Problem at a Lift Station; lift pump vibrations	\$32.00	\$98.52	\$0.21	\$0.00	\$130.73	N
	1/20/2021	2448846	8411 Fm 1960 Rd E	Investigate a Problem at a Lift Station; auto-dialer call out	\$32.00	\$65.68	\$0.21	\$0.00	\$97.89	N
	1/22/2021	2452083	8411 Fm 1960 Rd E	Cleaning at a Lift Station; clean up trash	\$32.00	\$65.68	\$0.21	\$0.00	\$97.89	N
	1/25/2021	2453697	8411 Fm 1960 Rd E	Investigate a Problem at a Lift Station; - excessive run time	\$16.00	\$82.10	\$0.21	\$0.00	\$98.31	N
	1/28/2021	2457988	8411 Fm 1960 Rd E	Investigate a Problem at a Lift Station; pumps airlocked	\$8.00	\$32.84	\$0.65	\$0.00	\$41.49	N
	1/29/2021	2457990	8411 Fm 1960 Rd E	Investigate a Problem at a Lift Station; auto-dialer call out	\$40.00	\$246.30	\$0.65	\$0.00	\$286.95	N
				<b>General Maintenance &amp; Repairs Total</b>	<b>\$344.00</b>	<b>\$1,441.72</b>	<b>\$4.51</b>	<b>\$0.00</b>	<b>\$1,790.23</b>	
Maintenance										
	11/12/2020	2416660	8411 Fm 1960 Rd E	Cellular Communications Monthly Service Fee; Sched#: 4673 SchedType: ELEC DateSched: 12/01/20	\$0.00	\$0.00	\$200.00	\$0.00	\$200.00	N



DISTRICT : HARRIS COUNTY MUD 132

Go Green! Think before you print.

INVOICE NO. 1132086 - DETAIL

INVOICE DATE: 2/8/2021

Work Type / Sub Category	Date Complete	WO Number	Address	Task Details	Equipment Costs	Labor Costs	Materials/Other Service Costs	Sales Tax Total	Total Costs	B/C
	1/4/2021	2434502	20402 Perryoak Dr	Investigate a Sewer System Problem; investigate with plumber televisc line found break in main sewer line	\$24.00	\$95.94	\$0.21	\$0.00	\$120.15	N
	1/5/2021	2436356	HC132 District Area	Meet and/or Assist Consultants or Contractors at a Sewer System; meet board	\$16.00	\$75.49	\$0.65	\$0.00	\$92.14	N
	1/12/2021	2441258	8231 Lake Shore Villa Dr	Investigate a Sewer System Problem; sink hole near address	\$4.00	\$11.64	\$0.21	\$0.00	\$15.85	N
	1/15/2021	2444748	8211 Rebawood Dr	Investigate a Sewer System Problem; sewer backup	\$104.00	\$403.77	\$0.21	\$0.00	\$507.98	N
	1/18/2021	2445731	8415 Pines Place Dr	Investigate a Sewer System Problem; customer having backup in her backyard	\$40.00	\$190.97	\$0.21	\$0.00	\$231.18	N
	1/4/2021	2450813	HC132 District Area	Investigate a Sewer System Problem;	\$40.00	\$174.60	\$7.73	\$0.00	\$222.33	N
	1/25/2021	2452762	HC132 District Area	Relocate, Repair, Replace or Recondition Sewer System Asset; Depart	\$32.00	\$100.45	\$0.21	\$0.00	\$132.66	N
	1/25/2021	2453700	HC132 District Area	Relocate, Repair, Replace or Recondition Sewer System Asset; Pinehurst trail & 18th fairway Investigated a manhole lid needs to be replaced due to crack	\$8.00	\$23.28	\$0.21	\$0.00	\$31.49	N
	1/26/2021	2455523	20220 Atascocita Shores Dr	Investigate a Sewer System Problem; Ran a dye test and found no signs of dye in either sewer or gutter, will return the next day and see	\$8.00	\$23.28	\$11.38	\$0.00	\$42.66	N
	1/26/2021	2455533	19707 Pinehurst Trail Dr	Relocate, Repair, Replace or Recondition Sewer System Asset; Cleaned around manhole	\$4.00	\$11.64	\$0.65	\$0.00	\$16.29	N
	1/26/2021	2455535	8015 17th Green Dr	Relocate, Repair, Replace or Recondition Sewer System Asset; Cleaned around manhole	\$4.00	\$17.46	\$0.65	\$0.00	\$22.11	N
	1/27/2021	2456610	20007 18th Fairway Dr	Relocate, Repair, Replace or Recondition Sewer System Asset; Cleaned around manhole	\$4.00	\$11.64	\$0.65	\$0.00	\$16.29	N
	1/27/2021	2456613	19907 Sweetgum Forest Dr	Relocate, Repair, Replace or Recondition Sewer System Asset; Cleaned around manhole	\$4.00	\$11.64	\$0.65	\$0.00	\$16.29	N
	1/28/2021	2457788	20218 Atascocita Shores Dr	Investigate a Sewer System Problem; ran a dye test while inv sinkhole, met p with Tony and watch for a green dye to appear into manhole which it never showed, checked different manholes just to make sure that none of them had green dye in them	\$48.00	\$183.07	\$12.03	\$0.00	\$243.10	N
				<b>General Maintenance &amp; Repairs Total</b>	<b>\$340.00</b>	<b>\$1,334.87</b>	<b>\$35.68</b>	<b>\$0.00</b>	<b>\$1,710.55</b>	

DISTRICT : HARRIS COUNTY MUD 132

Go Green! Think before you print.

INVOICE NO. 1132086 - DETAIL

INVOICE DATE: 2/8/2021

Work Type / Sub Category	Date Complete	WO Number	Address	Task Details	Equipment Costs	Labor Costs	Materials/Other Service Costs	Sales Tax Total	Total Costs	B/C
Grease Trap Inspections										
	1/28/2021	2454618	8502 Fm 1960 E	Grease Trap Installation & Inspections - Commercial;	\$0.00	\$0.00	\$135.00	\$0.00	\$135.00	N
				<b>Grease Trap Inspections Total</b>	<b>\$0.00</b>	<b>\$0.00</b>	<b>\$135.00</b>	<b>\$0.00</b>	<b>\$135.00</b>	
Other Maintenance										
	1/15/2021	2446171	HC132 District Area	Sewer System Main Line Cleaning; Jet s/s line to clear blockage and clean manhole overflow	\$2,336.50	\$1,876.47	\$32.46	\$0.00	\$4,245.43	N
				<b>Other Maintenance Total</b>	<b>\$2,336.50</b>	<b>\$1,876.47</b>	<b>\$32.46</b>	<b>\$0.00</b>	<b>\$4,245.43</b>	
Subcontract Services										
	12/31/2020	2439176	8006 Fm 1960 E	Purchase Subcontracted Services for Sewer System Asset;	\$0.00	\$0.00	\$3,698.90	\$0.00	\$3,698.90	N
	12/31/2020	2439203	7903 Pine Green Ln	Purchase Subcontracted Services for Sewer System Asset;	\$0.00	\$0.00	\$1,769.27	\$0.00	\$1,769.27	N
	12/31/2020	2439205	HC132 District Area	Purchase Subcontracted Services for Sewer System Asset; 1960 at Pine Hurst	\$0.00	\$0.00	\$1,593.52	\$0.00	\$1,593.52	N
				<b>Subcontract Services Total</b>	<b>\$0.00</b>	<b>\$0.00</b>	<b>\$7,061.69</b>	<b>\$0.00</b>	<b>\$7,061.69</b>	
				<b>MS Total</b>	<b>\$2,676.50</b>	<b>\$3,211.34</b>	<b>\$7,264.83</b>	<b>\$0.00</b>	<b>\$13,152.67</b>	
<b>Maintenance, Water</b>										
Construction Maintenance										
	1/5/2021	2435050	20110 Atascocita Lake Dr	Repair, Replace, Adjust, Recondition a Water System Asset; Locate tap then relocate tap	\$1,404.00	\$1,458.49	\$131.89	\$0.00	\$2,994.38	N
				<b>Construction Maintenance Total</b>	<b>\$1,404.00</b>	<b>\$1,458.49</b>	<b>\$131.89</b>	<b>\$0.00</b>	<b>\$2,994.38</b>	
CSI Inspections										
	1/28/2021	2454614	8502 Fm 1960 E	Customer Service Inspection - Fixture - Commercial; Customer Service Inspection with Health Form	\$0.00	\$0.00	\$300.00	\$0.00	\$300.00	N
				<b>CSI Inspections Total</b>	<b>\$0.00</b>	<b>\$0.00</b>	<b>\$300.00</b>	<b>\$0.00</b>	<b>\$300.00</b>	
General Maintenance & Repairs										
	1/22/2021	2138919	8338 Atascocita Lake Way	Replace Water Meter (damaged, stuck, broken dial, lid,etc.); Replace stuck meter	\$4.00	\$17.46	\$0.21	\$0.00	\$21.67	N
	11/23/2020	2403105	7351 Fm 1960 E	Customer Move In - Read Meter, Reconnect or Turn On Service; REINSTALL MTR T-ON NEW SERVICE	\$0.00	\$0.00	\$25.00	\$0.00	\$25.00	N
	1/4/2021	2433696	19706 Hurst Wood Dr	Customer Move Out - Read Meter, Disconnect or Turn Off Service;	\$0.00	\$0.00	\$25.00	\$0.00	\$25.00	N
	1/4/2021	2433787	19706 Hurst Wood Dr	Customer Move In - Read Meter, Reconnect or Turn On Service;	\$0.00	\$0.00	\$25.00	\$0.00	\$25.00	N

DISTRICT : HARRIS COUNTY MUD 132

Go Green! Think before you print.

INVOICE NO. 1132086 - DETAIL

INVOICE DATE: 2/8/2021

Work Type / Sub Category	Date Complete	WO Number	Address	Task Details	Equipment Costs	Labor Costs	Materials/Other Service Costs	Sales Tax Total	Total Costs	B/C
	12/31/2020	2433920	20803 Atascocita Shores Dr	Repair, Replace or Adjust a Water Meter Box Assembly; replace broken meter box	\$16.00	\$46.56	\$18.91	\$0.00	\$81.47	N
	1/4/2021	2434399	8223 Shoregrove Dr	Investigate Water System Leak; inv leak. customer adv his leak is fixed.	\$8.00	\$23.28	\$0.21	\$0.00	\$31.49	N
	1/4/2021	2434582	20110 Atascocita Lake Dr	Flushing of a Water System; Flushed to improve water quality	\$16.00	\$50.92	\$0.21	\$0.00	\$67.13	N
	1/5/2021	2435018	8026 17th Green Dr	Customer Move Out - Read Meter, Disconnect or Turn Off Service;	\$0.00	\$0.00	\$25.00	\$0.00	\$25.00	N
	1/19/2021	2435245	20015 Atasca Villas Dr	Check for Illegal Usage, If Water is On (Must create a separate "New" Linked WO to remove water meter); CHECK BEACON FOR ILLEGAL USAGE	\$0.00	\$12.61	\$0.00	\$0.00	\$12.61	N
	1/5/2021	2435401	20111 Sunny Shores Dr	Customer Move In - Read Meter, Reconnect or Turn On Service;	\$0.00	\$0.00	\$25.00	\$0.00	\$25.00	N
	1/6/2021	2435942	8318 Rebawood Dr	Turn On Water Service After Disconnect for Non Payment; PLEASE RECONNECT SERVICE 01/06	\$0.00	\$0.00	\$25.00	\$0.00	\$25.00	N
	1/6/2021	2436100	8323 Rebawood Dr	Read Meter, Check For Leaks, Customer Requested; check for leak, test accuracy, tag door, email in results	\$4.00	\$11.64	\$0.89	\$0.00	\$16.53	N
	1/5/2021	2436122	8318 Laurel Leaf Ln	Read Meter Only - Misread, High, Low, Reverse - From Billing Department; Read mtr and sent results to tony	\$4.00	\$11.64	\$0.65	\$0.00	\$16.29	N
	1/5/2021	2436353	HC132 District Area	Meet and/or Assist Consultants or Contractors at a Water System; meet board	\$24.00	\$113.23	\$0.65	\$0.00	\$137.88	N
	1/6/2021	2436543	8026 17th Green Dr	No Water Call, Investigate Problem; bill paid turned off in error	\$4.00	\$11.64	\$0.65	\$0.00	\$16.29	N
	1/6/2021	2437082	HC132 District Area	Hang Tags in District Area (Delinquent, NSF, customer service notice, boil water notices (active & resend), VWU); hung tags	\$32.00	\$93.12	\$2.50	\$0.00	\$127.62	N
	1/7/2021	2437687	20247 Atascocita Shores Dr	Investigate Water System Leak; leak street	\$8.00	\$23.28	\$0.21	\$0.00	\$31.49	N
	1/7/2021	2437866	20427 Perryoak Dr	Investigate Water System Leak; leak meter box	\$4.00	\$11.64	\$0.21	\$0.00	\$15.85	N
	1/7/2021	2437989	20431 Perryoak Dr	Repair, Replace or Adjust a Water Meter Box Assembly; Replace damaged meter box	\$4.00	\$12.56	\$20.01	\$0.00	\$36.57	N
	1/7/2021	2438143	20431 Perryoak Dr	Relocate, Repair, Replace or Recondition Water System Asset; Replace damaged meter coupling	\$16.00	\$50.23	\$8.17	\$0.00	\$74.40	N
	1/8/2021	2438485	20506 Atascocita Shores Dr	Customer Move Out - Read Meter, Disconnect or Turn Off Service;	\$0.00	\$0.00	\$25.00	\$0.00	\$25.00	N

DISTRICT : HARRIS COUNTY MUD 132

Go Green! Think before you print.

INVOICE NO. 1132086 - DETAIL

INVOICE DATE: 2/8/2021

Work Type / Sub Category	Date Complete	WO Number	Address	Task Details	Equipment Costs	Labor Costs	Materials/Other Service Costs	Sales Tax Total	Total Costs	B/C
	1/8/2021	2438514	20506 Atascocita Shores Dr	Customer Move In - Read Meter, Reconnect or Turn On Service;	\$0.00	\$0.00	\$25.00	\$0.00	\$25.00	N
	1/7/2021	2438553	20427 Perryoak Dr	Relocate, Repair, Replace or Recondition Water System Asset; dug a meter box and cur poly to repair the leak with a union connected meter back with gaskets make contract with customer	\$16.00	\$46.56	\$19.17	\$0.00	\$81.73	N
	1/9/2021	2439309	8322 Rebawood Dr	Investigate a Water System Problem; house vacant but meter registering usage when customer checked site	\$36.00	\$169.51	\$0.42	\$0.00	\$205.93	N
	1/11/2021	2439650	7915 12th Fairway Ln	Read Meter, Check For Leaks, Customer Requested; check for leak, test accuracy, tag door, email in reading	\$4.00	\$11.64	\$0.44	\$0.00	\$16.08	N
	1/11/2021	2439668	7811 Tamarron Ct	Customer Move Out - Read Meter, Disconnect or Turn Off Service;	\$0.00	\$0.00	\$25.00	\$0.00	\$25.00	N
	1/11/2021	2439722	7811 Tamarron Ct	Customer Move In - Read Meter, Reconnect or Turn On Service;	\$0.00	\$0.00	\$25.00	\$0.00	\$25.00	N
	1/11/2021	2440576	HC132 District Area	Flushing of a Water System; Monthly flushing	\$48.00	\$163.24	\$0.21	\$0.00	\$211.45	N
	1/11/2021	2440671	20110 Atascocita Lake Dr	Flushing of a Water System; Flushed to improve water quality	\$20.00	\$63.66	\$0.21	\$0.00	\$83.87	N
	1/12/2021	2440764	HC132 District Area	Remove Water Meter (Vacant With Usage) - Multi Day WO - See Bulk Accounts for list of Addresses;	\$0.00	\$0.00	\$200.00	\$0.00	\$200.00	N
	1/12/2021	2440801	7063 Fm 1960 E	Turn Off, Disconnect Water Service for Non Payment - Vacant With Usage, NSF Returned Check, or Delinquent List - From Billing Department; DLQ	\$0.00	\$0.00	\$25.00	\$0.00	\$25.00	N
	1/12/2021	2440860	8606 Pines Place Dr	Read Meter, Check For Leaks, Customer Requested; please meter for leak and reread meter tag door with results	\$4.00	\$11.64	\$0.44	\$0.00	\$16.08	N
	1/12/2021	2441269	19918 Sweetgum Forest Dr	Investigate Water System Leak; leak meter box	\$12.00	\$37.67	\$0.21	\$0.00	\$49.88	N
	1/12/2021	2441352	8415 Rebawood Dr	Investigate Water System Leak; lawnmower ran over meter box, investigate for leak	\$16.00	\$50.23	\$0.21	\$0.00	\$66.44	N
	1/12/2021	2441738	7063 Fm 1960 E	Customer Move In - Read Meter, Reconnect or Turn On Service;	\$0.00	\$0.00	\$25.00	\$0.00	\$25.00	N
	1/13/2021	2442257	20327 Acapulco Cove Dr	Investigate Water System Leak; leak in yard	\$48.00	\$145.14	\$0.42	\$0.00	\$193.56	N
	1/13/2021	2442910	HC132 District Area	Flushing of a Water System; monthly flushing	\$40.00	\$138.12	\$0.21	\$0.00	\$178.33	N
	1/13/2021	2442911	8503 Pinehurst Grove Ct	Investigate Water System Leak; leak at yard	\$44.00	\$207.18	\$0.21	\$0.00	\$251.39	N

DISTRICT : HARRIS COUNTY MUD 132

Go Green! Think before you print.

INVOICE NO. 1132086 - DETAIL

INVOICE DATE: 2/8/2021

Work Type / Sub Category	Date Complete	WO Number	Address	Task Details	Equipment Costs	Labor Costs	Materials/Other Service Costs	Sales Tax Total	Total Costs	B/C
	1/13/2021	2443161	7803 Shelton Shadows Ct	Replace, Adjust or Reset a Water Meter Box Lid; replaced broken meter box lid	\$4.00	\$11.64	\$10.05	\$0.00	\$25.69	N
	1/14/2021	2443519	20719 Atascocita Shores Dr	No Water Call, Investigate Problem;	\$8.00	\$23.28	\$0.21	\$0.00	\$31.49	N
	1/14/2021	2443616	20220 Atascocita Shores Dr	Investigate Water System Leak; cci reporting water in front of this property	\$32.00	\$96.79	\$0.42	\$0.00	\$129.21	N
	1/14/2021	2443629	7351 Fm 1960 E	Customer Move Out - Read Meter, Disconnect or Turn Off Service; cs email request	\$0.00	\$0.00	\$25.00	\$0.00	\$25.00	N
	1/14/2021	2444063	8722 Summit Pines Dr	Repair, Replace or Adjust a Water Meter Box Assembly; Replaced broken meter box	\$16.00	\$46.56	\$20.01	\$0.00	\$82.57	N
	1/14/2021	2444064	20719 Atascocita Shores Dr	Reinstall Water Meter; Reinstalled meter with gaskets flushed house hung tag	\$0.00	\$0.00	\$50.00	\$0.00	\$50.00	N
	1/15/2021	2444100	8511 Pines Place Dr	Read Meter, Check For Leaks, Customer Requested; Please check meter for read and tag door with read AND BROWN WATER	\$8.00	\$23.28	\$0.44	\$0.00	\$31.72	N
	1/15/2021	2444110	8627 Pines Place Dr	Customer Move Out - Read Meter, Disconnect or Turn Off Service;	\$0.00	\$0.00	\$25.00	\$0.00	\$25.00	N
	1/15/2021	2444111	18823 Atasca Oaks Dr	Customer Move Out - Read Meter, Disconnect or Turn Off Service;	\$0.00	\$0.00	\$25.00	\$0.00	\$25.00	N
	1/15/2021	2444146	18823 Atasca Oaks Dr	Customer Move In - Read Meter, Reconnect or Turn On Service;	\$0.00	\$0.00	\$25.00	\$0.00	\$25.00	N
	1/15/2021	2444698	20015 Atasca Villas Dr	Reinstall Water Meter; cs email request	\$0.00	\$0.00	\$50.00	\$0.00	\$50.00	N
	1/15/2021	2445046	HC132 District Area	Flushing of a Water System; Monthly flushing	\$12.00	\$37.67	\$0.21	\$0.00	\$49.88	N
	1/15/2021	2445050	20015 Atasca Villas Dr	Relocate, Repair, Replace or Recondition Water System Asset; Leak at meter	\$16.00	\$50.23	\$38.16	\$0.00	\$104.39	N
	1/14/2021	2445054	20011 Lucia Ln	Repair, Replace or Adjust a Water Meter Box Assembly; Replace damaged meter box	\$12.00	\$37.67	\$20.01	\$0.00	\$69.68	N
	1/15/2021	2445056	8011 W Club Point Dr	Repair, Replace or Adjust a Water Meter Box Assembly; Replace damaged meter box	\$8.00	\$25.11	\$20.01	\$0.00	\$53.12	N
	1/15/2021	2445058	8307 Rebawood Dr	Investigate Water System Leak; Leak coming from yard	\$8.00	\$37.67	\$0.21	\$0.00	\$45.88	N
	1/19/2021	2445481	7811 Beaver Lake Ct	Investigate Water System Leak; check for leak in yard	\$16.00	\$46.56	\$0.21	\$0.00	\$62.77	N
	1/19/2021	2445646	7814 Hurst Forest Dr	Investigate Water System Leak; leak at meter	\$24.00	\$76.39	\$0.21	\$0.00	\$100.60	N
	1/20/2021	2447110	20323 Acapulco Cove Dr	Investigate Water System Leak; leak meter box non emergency	\$12.00	\$34.92	\$0.21	\$0.00	\$47.13	N
	1/19/2021	2447171	20110 Atascocita Lake Dr	Flushing of a Water System; Flushed area for better water quality	\$16.00	\$50.92	\$0.21	\$0.00	\$67.13	N

DISTRICT : HARRIS COUNTY MUD 132

Go Green! Think before you print.

INVOICE NO. 1132086 - DETAIL

INVOICE DATE: 2/8/2021

Work Type / Sub Category	Date Complete	WO Number	Address	Task Details	Equipment Costs	Labor Costs	Materials/Other Service Costs	Sales Tax Total	Total Costs	B/C
	1/20/2021	2447573	20102 Atascocita Shores Dr	Customer Move Out - Read Meter, Disconnect or Turn Off Service;	\$0.00	\$0.00	\$25.00	\$0.00	\$25.00	N
	1/20/2021	2448301	20102 Atascocita Shores Dr	Customer Move In - Read Meter, Reconnect or Turn On Service;	\$0.00	\$0.00	\$25.00	\$0.00	\$25.00	N
	1/20/2021	2448736	HC132 District Area	Meet and/or Assist Consultants or Contractors at a Water System; Went to all apartments in 132	\$24.00	\$76.39	\$0.21	\$0.00	\$100.60	N
	1/21/2021	2448817	8007 17th Green Dr	Investigate Water System Leak; leak on side of home	\$8.00	\$23.28	\$0.21	\$0.00	\$31.49	N
	1/21/2021	2449272	8230 Lake Shore Villa Dr	Investigate a Sewer System Problem; inv sink hole by lamp leading into lake houston	\$16.00	\$46.56	\$10.93	\$0.00	\$73.49	N
	1/21/2021	2450332	8235 Lake Shore Villa Dr	Investigate Poor Water Quality of a Water System; yellow water.	\$16.00	\$76.39	\$0.65	\$0.00	\$93.04	N
	1/21/2021	2450516	7353 Fm 1960 E	Investigate Poor Water Quality of a Water System; When I arrived I was told by the manager that they had poor water quality and had low pressure tested on the side of the building walked to the meter meter had been turned off by Construction workers	\$16.00	\$46.56	\$0.21	\$0.00	\$62.77	N
	1/21/2021	2450585	20343 Allegro Shores Ln	Replace, Adjust or Reset a Water Meter Box Lid;	\$4.00	\$11.64	\$10.05	\$0.00	\$25.69	N
	1/22/2021	2450933	7315 Fm 1960 E	No Water Call, Investigate Problem;	\$12.00	\$34.92	\$0.00	\$0.00	\$46.92	N
	1/22/2021	2451039	20323 Acapulco Cove Dr	Meet and/or Assist Consultants or Contractors at a Water System; cci needing assistance in finding lines	\$12.00	\$34.92	\$0.21	\$0.00	\$47.13	N
	1/26/2021	2452258	20206 Atascocita Lake Dr	Customer Move Out - Read Meter, Disconnect or Turn Off Service;	\$0.00	\$0.00	\$25.00	\$0.00	\$25.00	N
	1/26/2021	2452326	20206 Atascocita Lake Dr	Customer Move In - Read Meter, Reconnect or Turn On Service;	\$0.00	\$0.00	\$25.00	\$0.00	\$25.00	N
	1/22/2021	2452348	HC132 District Area	Repair, Replace or Adjust a Water Meter Box Assembly; 8330 lakeshore villa dr Replaced broken meter box	\$16.00	\$46.56	\$20.01	\$0.00	\$82.57	N
	1/22/2021	2452349	6924 Fm 1960 E	Repair, Replace or Adjust a Water Meter Box Assembly; Replaced broken meter box	\$16.00	\$46.56	\$20.01	\$0.00	\$82.57	N
	1/22/2021	2452350	6610 Fm 1960 E	Repair, Replace or Adjust a Water Meter Box Assembly; Replaced broken meter box	\$16.00	\$46.56	\$20.01	\$0.00	\$82.57	N
	1/22/2021	2452351	6700 Fm 1960 E	Repair, Replace or Adjust a Water Meter Box Assembly; Replaced broken meter box	\$16.00	\$46.56	\$20.01	\$0.00	\$82.57	N



DISTRICT : HARRIS COUNTY MUD 132

Go Green! Think before you print.

INVOICE NO. 1132086 - DETAIL

INVOICE DATE: 2/8/2021

Work Type / Sub Category	Date Complete	WO Number	Address	Task Details	Equipment Costs	Labor Costs	Materials/Other Service Costs	Sales Tax Total	Total Costs	B/C
	1/25/2021	2452772	19907 Sweetgum Forest Dr	Investigate a Water System Problem; Sink hole near manhole	\$8.00	\$25.11	\$10.93	\$0.00	\$44.04	N
	1/25/2021	2453468	20110 Atascocita Lake Dr	Flushing of a Water System; Flushed to improve water quality	\$16.00	\$50.92	\$0.21	\$0.00	\$67.13	N
	1/26/2021	2453628	19626 Pinehurst Trail Dr	Read Meter, Check For Leaks, Customer Requested; PLEASE RE READ METER AND CHECK FOR LEAKS PLEASE RUN ACCURACY TEST AND PLEASE TAG DOOR. THANK YOU,	\$8.00	\$23.28	\$0.89	\$0.00	\$32.17	N
	1/25/2021	2453702	19603 Suncove Ln	Replace, Adjust or Reset a Water Meter Box Lid; Replaced broken meter box lid	\$4.00	\$11.64	\$10.05	\$0.00	\$25.69	N
	1/26/2021	2453820	21218 Atascocita Place Dr	Reinstall Water Meter;	\$0.00	\$0.00	\$50.00	\$0.00	\$50.00	N
	1/26/2021	2455481	HC132 District Area	Meet and/or Assist Consultants or Contractors at a Water System; Meet with apartments	\$8.00	\$25.46	\$0.65	\$0.00	\$34.11	N
	1/26/2021	2455532	8010 17th Green Dr	Replace, Adjust or Reset a Water Meter Box Lid; Replaced broken meter box lid	\$4.00	\$17.46	\$11.15	\$0.00	\$32.61	N
	1/26/2021	2455534	19711 Pinehurst Trail Dr	Investigate Water System Leak; Dug around meter box found no sign of a leak, investigated further and found that a drain pipe was installed and was causing a lot of water to run down street	\$12.00	\$34.92	\$0.65	\$0.00	\$47.57	N
	1/26/2021	2455828	HC132 District Area	Meet and/or Assist Consultants or Contractors at a Water System; meet with magna flow to televisise line	\$24.00	\$113.23	\$0.21	\$0.00	\$137.44	N
	1/27/2021	2456591	8514 Rebawood Dr	Investigate Water System Leak; Investigated water coming out of drain pipe made customer contact customer stated that he was draining his pool check meter box to make sure customer had no leak	\$8.00	\$23.28	\$0.65	\$0.00	\$31.93	N
	1/31/2021	2456596	20611 Tamarron Dr	Repair, Replace or Adjust a Water Meter Box Assembly; Replaced broken meter box and cleaned up around area	\$12.00	\$34.92	\$20.45	\$0.00	\$67.37	N
	1/27/2021	2456597	19507 Autumn Creek Ln	Repair, Replace or Adjust a Water Meter Box Assembly; Cut around roots replaced broken meter box cleaned around area	\$12.00	\$46.56	\$20.45	\$0.00	\$79.01	N
	1/27/2021	2456598	20226 Atascocita Lake Dr	Repair, Replace or Adjust a Water Meter Box Assembly; Cut around roots replaced broken meter box cleaned around area	\$12.00	\$34.92	\$20.45	\$0.00	\$67.37	N



DISTRICT : HARRIS COUNTY MUD 132

Go Green! Think before you print.

INVOICE NO. 1132086 - DETAIL

INVOICE DATE: 2/8/2021

Work Type / Sub Category	Date Complete	WO Number	Address	Task Details	Equipment Costs	Labor Costs	Materials/Other Service Costs	Sales Tax Total	Total Costs	B/C
	1/7/2021	2438579	8502 Rebawood Dr	Cleaning at a Water Plant; clean cl2 room and po4 room	\$4.00	\$16.42	\$0.00	\$0.00	\$20.42	N
	1/7/2021	2438581	8502 Rebawood Dr	Investigate a Problem at a Water Plant; investigate plant gate problem	\$4.00	\$16.42	\$0.21	\$0.00	\$20.63	N
	1/7/2021	2438584	8502 Rebawood Dr	Investigate a Problem at a Water Plant; jockey pump leaking	\$8.00	\$32.84	\$0.21	\$0.00	\$41.05	N
	1/7/2021	2438588	8502 Rebawood Dr	Purchase Supplies for a Water Plant; purchased supplies for plant	\$16.00	\$65.68	\$15.44	\$0.00	\$97.12	N
	1/8/2021	2439609	8502 Rebawood Dr	Investigate a Problem at a Water Plant; door hasp missing	\$48.00	\$98.52	\$0.21	\$0.00	\$146.73	N
	1/11/2021	2440914	8502 Rebawood Dr	Purchase Supplies for a Water Plant; purchase supplies	\$32.00	\$82.10	\$72.13	\$0.00	\$186.23	N
	1/14/2021	2444165	8502 Rebawood Dr	Investigate a Problem at a Water Plant; install locks	\$16.00	\$32.84	\$30.33	\$0.00	\$79.17	N
	1/15/2021	2446082	8502 Rebawood Dr	Investigate a Problem at a Water Plant; investigate low cl2	\$32.00	\$65.68	\$0.21	\$0.00	\$97.89	N
	1/16/2021	2446173	8502 Rebawood Dr	Investigate a Problem at a Water Plant; low cl2	\$32.00	\$98.52	\$0.21	\$0.00	\$130.73	N
	1/19/2021	2447641	8502 Rebawood Dr	Investigate a Problem at a Water Plant; excessive well run time	\$32.00	\$98.52	\$0.21	\$0.00	\$130.73	N
	1/20/2021	2448844	8502 Rebawood Dr	Investigate a Problem at a Water Plant; low cl2 residual	\$32.00	\$65.68	\$0.21	\$0.00	\$97.89	N
	1/26/2021	2455538	8502 Rebawood Dr	General Repairs of an Asset at a Water Plant; Tank Inspection	\$32.00	\$65.68	\$0.65	\$0.00	\$98.33	N
	1/27/2021	2456544	8502 Rebawood Dr	Cleaning at a Water Plant; miscellaneous plant cleaning	\$16.00	\$65.68	\$0.21	\$0.00	\$81.89	N
				<b>General Maintenance &amp; Repairs Total</b>	<b>\$304.00</b>	<b>\$804.58</b>	<b>\$120.22</b>	<b>\$0.00</b>	<b>\$1,228.80</b>	
Maintenance										
	11/12/2020	2416661	8502 Rebawood Dr	Cellular Communications Monthly Service Fee; Sched#: 4676 SchedType: ELEC DateSched: 12/01/20	\$0.00	\$0.00	\$375.00	\$0.00	\$375.00	N
	1/15/2021	2444803	8502 Rebawood Dr	General Repair of a Water Plant Asset; Bleach leak on both pumps	\$64.00	\$242.92	\$8.51	\$0.00	\$315.43	N
	1/26/2021	2455949	8502 Rebawood Dr	General Repair of a Water Plant Asset; Repair leak on booster pump 4	\$110.00	\$282.33	\$3.65	\$0.00	\$395.98	N
				<b>Maintenance Total</b>	<b>\$174.00</b>	<b>\$525.25</b>	<b>\$387.16</b>	<b>\$0.00</b>	<b>\$1,086.41</b>	
Predictive Maintenance										
	1/8/2021	2432937	8502 Rebawood Dr	One Month Generator Load Test PM (Mechanical) must verify work type; Sched#: 7311 SchedType: ELEC DateSched: 01/04/21	\$64.00	\$171.17	\$0.00	\$0.00	\$235.17	N
				<b>Predictive Maintenance Total</b>	<b>\$64.00</b>	<b>\$171.17</b>	<b>\$0.00</b>	<b>\$0.00</b>	<b>\$235.17</b>	
Preventative Maintenance										
	1/4/2021	2409711	8502 Rebawood Dr	Three Month Mechanical Lubrication PM (Mechanical); Sched#: 1546 SchedType: MECH DateSched: 12/01/20	\$128.00	\$439.53	\$226.64	\$0.00	\$794.17	N

DISTRICT : HARRIS COUNTY MUD 132

Go Green! Think before you print.

INVOICE NO. 1132086 - DETAIL

INVOICE DATE: 2/8/2021

Work Type / Sub Category	Date Complete	WO Number	Address	Task Details	Equipment Costs	Labor Costs	Materials/Other Service Costs	Sales Tax Total	Total Costs	B/C
				<b>Preventative Maintenance Total</b>	<b>\$128.00</b>	<b>\$439.53</b>	<b>\$226.64</b>	<b>\$0.00</b>	<b>\$794.17</b>	
Subcontract Services										
	1/15/2021	2450840	8502 Rebawood Dr	Purchase Subcontracted Services for Water Plant; Clean up flower bed	\$0.00	\$0.00	\$715.00	\$0.00	\$715.00	N
	1/25/2021	2452653	8502 Rebawood Dr	Purchase Subcontracted Services for Water Plant; Repair gate	\$0.00	\$0.00	\$569.11	\$0.00	\$569.11	N
				<b>Subcontract Services Total</b>	<b>\$0.00</b>	<b>\$0.00</b>	<b>\$1,284.11</b>	<b>\$0.00</b>	<b>\$1,284.11</b>	
				<b>WP1 Total</b>	<b>\$670.00</b>	<b>\$1,940.53</b>	<b>\$2,932.77</b>	<b>\$0.00</b>	<b>\$5,543.31</b>	
<b>WP2</b>										
Chemicals										
	1/21/2021	2435347	19441 W Lake Houston Pkwy	Purchase Chemicals for Water Plant;	\$0.00	\$0.00	\$2,353.18	\$0.00	\$2,353.18	N
				<b>Chemicals Total</b>	<b>\$0.00</b>	<b>\$0.00</b>	<b>\$2,353.18</b>	<b>\$0.00</b>	<b>\$2,353.18</b>	
General Maintenance & Repairs										
	1/10/2021	2439480	19441 W Lake Houston Pkwy	Investigate a Problem at a Water Plant; freeze protection issues	\$12.00	\$101.16	\$0.21	\$0.00	\$113.37	N
	1/14/2021	2444166	19441 W Lake Houston Pkwy	Investigate a Problem at a Water Plant; repair and calibrate oil dripper	\$24.00	\$65.68	\$0.21	\$0.00	\$89.89	N
	1/20/2021	2448847	19441 W Lake Houston Pkwy	Investigate a Problem at a Water Plant; low cl2 residual	\$32.00	\$65.68	\$0.21	\$0.00	\$97.89	N
	1/22/2021	2452081	19441 W Lake Houston Pkwy	Investigate a Problem at a Water Plant; cl2 pump not responding to adjustments	\$32.00	\$65.68	\$0.21	\$0.00	\$97.89	N
	1/26/2021	2455539	19441 W Lake Houston Pkwy	General Repairs of an Asset at a Water Plant; Tank Inspection	\$24.00	\$65.68	\$0.65	\$0.00	\$90.33	N
	1/28/2021	2457987	19441 W Lake Houston Pkwy	Cleaning at a Water Plant; plant cleaning	\$16.00	\$65.68	\$0.65	\$0.00	\$82.33	N
				<b>General Maintenance &amp; Repairs Total</b>	<b>\$140.00</b>	<b>\$429.56</b>	<b>\$2.15</b>	<b>\$0.00</b>	<b>\$571.71</b>	
Maintenance										
	1/22/2021	2450995	19441 W Lake Houston Pkwy	General Repair of a Water Plant Asset; Replace tube	\$48.00	\$145.75	\$8.51	\$0.00	\$202.26	N
				<b>Maintenance Total</b>	<b>\$48.00</b>	<b>\$145.75</b>	<b>\$8.51</b>	<b>\$0.00</b>	<b>\$202.26</b>	
Predictive Maintenance										
	1/26/2021	2432938	19441 W Lake Houston Pkwy	One Month Generator Load Test PM (Mechanical) must verify work type; Sched#: 7312 SchedType: ELEC DateSched: 01/04/21	\$48.00	\$193.85	\$0.00	\$0.00	\$241.85	N
				<b>Predictive Maintenance Total</b>	<b>\$48.00</b>	<b>\$193.85</b>	<b>\$0.00</b>	<b>\$0.00</b>	<b>\$241.85</b>	
				<b>WP2 Total</b>	<b>\$236.00</b>	<b>\$769.16</b>	<b>\$2,363.83</b>	<b>\$0.00</b>	<b>\$3,368.99</b>	
				<b>WP Total</b>	<b>\$906.00</b>	<b>\$2,709.69</b>	<b>\$5,296.60</b>	<b>\$0.00</b>	<b>\$8,912.30</b>	
				<b>Invoice Total</b>	<b>\$7,068.50</b>	<b>\$14,886.77</b>	<b>\$34,064.15</b>	<b>\$0.00</b>	<b>\$56,019.42</b>	

HC 132 Pymts for 1/1/20 - 1/31/20

Web - CC	CC ACH	CC Instapay	IVR - CC	Web - Eck	Instapay - Eck	Bank ACH	IVR - Eck	Uscan	receivable	Walk ins
238	119	20	58	97	6	387	57	456	409	7

Total Payments 1844

HC 132 Pymts for 2/1/20 - 2/28/20

Web - CC	CC ACH	CC Instapay	IVR - CC	Web - Eck	Instapay - Eck	Bank ACH	IVR - Eck	Uscan	receivable	Walk ins
185	131	17	46	89	2	398	57	470	365	8

Total Payments 1768

HC 132 Pymts for 3/1/20 - 3/31/20

Web - CC	CC ACH	CC Instapay	IVR - CC	Web - Eck	Instapay - Eck	Bank ACH	IVR - Eck	Uscan	receivable	Walk ins
198	128	18	52	104	3	401	53	441	384	9

Total Payments 1791

HC 132 Pymts for 4/1/20 - 4/30/20

Web - CC	CC ACH	CC Instapay	IVR - CC	Web - Eck	Instapay - Eck	Bank ACH	IVR - Eck	Uscan	receivable	Walk ins
194	126	18	44	92	1	405	41	434	401	3

Total Payments 1759

HC 132 Pymts for 5/1/20 - 5/31/20

Web - CC	CC ACH	CC Instapay	IVR - CC	Web - Eck	Instapay - Eck	Bank ACH	IVR - Eck	Uscan	receivable	Walk ins
201	127	13	35	89	2	409	50	414	410	13

Total Payments 1763

HC 132 Pymts for 6/1/20 - 6/30/20

Web - CC	CC ACH	CC Instapay	IVR - CC	Web - Eck	Instapay - Eck	Bank ACH	IVR - Eck	Uscan	receivable	Walk ins
191	130	16	44	89	6	417	42	447	416	7

Total Payments 1805

HC 132 Pymts for 7/1/20 - 7/31/20

Web - CC	CC ACH	CC Instapay	IVR - CC	Web - Eck	Instapay - Eck	Bank ACH	IVR - Eck	Uscan	receivable	Walk ins
195	129	21	30	82	3	414	48	474	423	4

Total Payments 1773

HC 132 Pymts for 8/1/20 - 8/31/20

Web - CC	CC ACH	CC Instapay	IVR - CC	Web - Eck	Instapay - Eck	Bank ACH	IVR - Eck	Uscan	receivable	Walk ins
201	129	22	47	98	4	418	48	432	410	7

Total Payments 1816

HC 132 Pymts for 9/1/20 - 9/30/20

Web - CC	CC ACH	CC Instapay	IVR - CC	Web - Eck	Instapay - Eck	Bank ACH	IVR - Eck	Uscan	receivable	Walk ins
215	133	20	50	93	3	437	58	413	404	4

Total Payments 1836

HC 132 Pymts for 10/1/20 - 10/31/20

Web - CC	CC ACH	CC Instapay	IVR - CC	Web - Eck	Instapay - Eck	Bank ACH	IVR - Eck	Uscan	receivable	Walk ins
196	133	21	49	91	7	435	59	410	383	10

Total Payments 1794

HC 132 Pymts for 11/1/20 - 11/30/20

Web - CC	CC ACH	CC Instapay	IVR - CC	Web - Eck	Instapay - Eck	Bank ACH	IVR - Eck	Uscan	receivable	Walk ins
197	128	30	52	93	6	445	59	381	383	8

Total Payments 1782

HC 132 Pymts for 12/1/20 - 12/31/20

Web - CC	CC ACH	CC Instapay	IVR - CC	Web - Eck	Instapay - Eck	Bank ACH	IVR - Eck	Uscan	receivable	Walk ins
227	130	24	52	94	4	441	55	421	389	9

Total Payments 1846

HC 132 Pymts for 1/1/21 - 1/31/21

Web - CC	CC ACH	CC Instapay	IVR - CC	Web - Eck	Instapay - Eck	Bank ACH	IVR - Eck	Uscan	receivable	Walk ins
225	132	33	49	82	4	442	52	388	388	5

Total Payments 1800

- Web - CC = Customer made a credit card payment online
- CC ACH = Customers set up for recurring draft with their credit card
- CC Instapay = Customer used the scan code on bill to make a payment with credit card
- IVR - CC = Customer made a credit card payment by phone
- Web - Eck = Customer made a payment by check online
- Instapay Eck = Customer used the scan code on bill to make a payment with check
- Bank ACH = Customers set up for recurring draft with their bank account
- IVR - Eck = Customer made a payment by check by phone
- Uscan = Customer mailed in payment to PO Box on remit stub
- Ureceivables = Customer has set up payment through their bank and it is a wire transfer
- Walk-in = Customer came in to one of our payment offices and made payment with check, cashiers check or money order

**HC132 - InfraSMART (Scheduled Maintenance Asset Reliability Tracker)**

16 Feb 2021 08:17:58AM CST

**Go Green! Think before you print.**

Sched#	District	Asset ID	Asset Description	Asset Address	Activity Code	Activity Description	Interval	Last Comp	Next Sched
<a href="#">2440</a>	HC132	HC132-LS1	Harris County MUD # 132 - Lift Station # 1	8411 Fm 1960 Rd E	PM6MMECHL	Six Month Mechanical Lubrication PM (Mechanical)	6-M	4/6/2020	3/1/2021
<a href="#">2713</a>	HC132	HC132-LS1	Harris County MUD # 132 - Lift Station # 1	8411 Fm 1960 Rd E	PM12MSUBP M	Annual Submersible Pump PM (Mechanical) must verify work type	12-M	3/20/2020	3/1/2021
<a href="#">3635</a>	HC132	HC132-LS1	Harris County MUD # 132 - Lift Station # 1	8411 Fm 1960 Rd E	PM12MMCHL	Annual Mechanical Lubrication PM (Mechanical)	12-M	4/13/2020	3/1/2021
<a href="#">3645</a>	HC132	HC132-LS1	Harris County MUD # 132 - Lift Station # 1	8411 Fm 1960 Rd E	PM12MGENL DEL	Annual Generator Electrical Load Test for a	12-M	3/25/2020	3/1/2021
<a href="#">4673</a>	HC132	HC132-LS1	Harris County MUD # 132 - Lift Station # 1	8411 Fm 1960 Rd E	MTXCCCOM	Cellular Communications Monthly Service Fee	1-M	11/18/2020	3/1/2021
<a href="#">7057</a>	HC132	HC132-LS1	Harris County MUD # 132 - Lift Station # 1	8411 Fm 1960 Rd E	PMLSCLEAN	Lift Station Cleanup	1-M	11/17/2020	3/1/2021
<a href="#">7308</a>	HC132	HC132-LS1	Harris County MUD # 132 - Lift Station # 1	8411 Fm 1960 Rd E	PM1MGENLD	One Month Generator Load Test PM (Mechanical) must verify	1-M	2/9/2021	3/1/2021
<a href="#">3115</a>	HC132	HC132-LS2	Harris County MUD # 132 - Lift Station # 2	7603 Kings River Pt	PM12MSUBP M	Annual Submersible Pump PM (Mechanical) must verify work type	12-M	3/3/2020	3/1/2021
<a href="#">3646</a>	HC132	HC132-LS2	Harris County MUD # 132 - Lift Station # 2	7603 Kings River Pt	PM12MGENL DEL	Annual Generator Electrical Load Test for a	12-M	3/26/2020	3/1/2021
<a href="#">3636</a>	HC132	HC132-LS2	Harris County MUD # 132 - Lift Station # 2	7603 Kings River Pt	PM12MMCHL	Annual Mechanical Lubrication PM (Mechanical)	12-M	3/25/2020	3/1/2021
<a href="#">5353</a>	HC132	HC132-LS2	Harris County MUD # 132 - Lift Station # 2	7603 Kings River Pt	PM6MMECHL	Six Month Mechanical Lubrication PM (Mechanical)	6-M	9/17/2020	3/1/2021
<a href="#">7309</a>	HC132	HC132-LS2	Harris County MUD # 132 - Lift Station # 2	7603 Kings River Pt	PM1MGENLD	One Month Generator Load Test PM (Mechanical) must verify	1-M	2/9/2021	3/1/2021
<a href="#">2442</a>	HC132	HC132-LS3	Harris County MUD # 132 - Lift Station # 3	21310 Atascocita Point Dr	PM6MMECHL	Six Month Mechanical Lubrication PM (Mechanical)	6-M	9/17/2020	3/1/2021
<a href="#">3118</a>	HC132	HC132-LS3	Harris County MUD # 132 - Lift Station # 3	21310 Atascocita Point Dr	PM12MSUBP M	Annual Submersible Pump PM (Mechanical) must verify work type	12-M	3/2/2020	3/1/2021
<a href="#">3647</a>	HC132	HC132-LS3	Harris County MUD # 132 - Lift Station # 3	21310 Atascocita Point Dr	PM12MGENL DEL	Annual Generator Electrical Load Test for a Generator	12-M	3/25/2020	3/1/2021
<a href="#">3637</a>	HC132	HC132-LS3	Harris County MUD # 132 - Lift Station # 3	21310 Atascocita Point Dr	PM12MMCHL	Annual Mechanical Lubrication PM (Mechanical)	12-M	3/26/2020	3/1/2021

**HC132 - InfraSMART (Scheduled Maintenance Asset Reliability Tracker)**

16 Feb 2021 08:17:58AM CST

**Go Green! Think before you print.**

Sched#	District	Asset ID	Asset Description	Asset Address	Activity Code	Activity Description	Interval	Last Comp	Next Sched
<a href="#">7310</a>	HC132	HC132-LS3	Harris County MUD # 132 - Lift Station # 3	21310 Atascocita Point Dr	PM1MGENLD	One Month Generator Load Test PM (Mechanical) must verify work type	1-M	2/9/2021	3/1/2021
<a href="#">3638</a>	HC132	HC132-WP1	Harris County MUD # 132 - Water Plant # 1	8502 Rebawood Dr	PM12MMCHL	Annual Mechanical Lubrication PM (Mechanical)	12-M	4/6/2020	3/1/2021
<a href="#">3649</a>	HC132	HC132-WP1	Harris County MUD # 132 - Water Plant # 1	8502 Rebawood Dr	PM12MGENL DEL	Annual Generator Electrical Load Test for a Generator	12-M	3/24/2020	3/1/2021
<a href="#">4676</a>	HC132	HC132-WP1	Harris County MUD # 132 - Water Plant # 1	8502 Rebawood Dr	MTXCCCOM	Cellular Communications Monthly Service Fee	1-M	11/18/2020	3/1/2021
<a href="#">4938</a>	HC132	HC132-WP1	Harris County MUD # 132 - Water Plant # 1	8502 Rebawood Dr	PM6MMECHL	Six Month Mechanical Lubrication PM (Mechanical)	6-M	9/14/2020	3/1/2021
<a href="#">7311</a>	HC132	HC132-WP1	Harris County MUD # 132 - Water Plant # 1	8502 Rebawood Dr	PM1MGENLD	One Month Generator Load Test PM (Mechanical) must verify work type	1-M	2/9/2021	3/1/2021
<a href="#">3639</a>	HC132	HC132-WP2	Harris County MUD # 132 - Water Plant # 2	19441 W Lake Houston Pkwy	PM12MMCHL	Annual Mechanical Lubrication PM (Mechanical)	12-M	3/25/2020	3/1/2021
<a href="#">3651</a>	HC132	HC132-WP2	Harris County MUD # 132 - Water Plant # 2	19441 W Lake Houston Pkwy	PM12MGENL DEL	Annual Generator Electrical Load Test for a Generator	12-M	3/27/2020	3/1/2021
<a href="#">4939</a>	HC132	HC132-WP2	Harris County MUD # 132 - Water Plant # 2	19441 W Lake Houston Pkwy	PM6MMECHL	Six Month Mechanical Lubrication PM (Mechanical)	6-M	9/15/2020	3/1/2021
<a href="#">7312</a>	HC132	HC132-WP2	Harris County MUD # 132 - Water Plant # 2	19441 W Lake Houston Pkwy	PM1MGENLD	One Month Generator Load Test PM (Mechanical) must verify work type	1-M	2/9/2021	3/1/2021
<a href="#">1546</a>	HC132	HC132-WP1	Harris County MUD # 132 - Water Plant # 1	8502 Rebawood Dr	PM3MMCHL	Three Month Mechanical Lubrication PM (Mechanical)	3-M	1/4/2021	3/3/2021
<a href="#">1547</a>	HC132	HC132-WP2	Harris County MUD # 132 - Water Plant # 2	19441 W Lake Houston Pkwy	PM3MMCHL	Three Month Mechanical Lubrication PM (Mechanical)	3-M	12/31/2020	3/3/2021
<a href="#">3101</a>	HC132	HC132-LS1	Harris County MUD # 132 - Lift Station # 1	8411 Fm 1960 Rd E	PM12MESCN	Annual Electrical System & MCC PM (Electrical)	12-M	4/16/2020	4/1/2021
<a href="#">3102</a>	HC132	HC132-LS2	Harris County MUD # 132 - Lift Station # 2	7603 Kings River Pt	PM12MESCN	Annual Electrical System & MCC PM (Electrical)	12-M	4/23/2020	4/1/2021
<a href="#">7058</a>	HC132	HC132-LS2	Harris County MUD # 132 - Lift Station # 2	7603 Kings River Pt	PMLSCLEAN	Lift Station Cleanup	6-M	10/14/2020	4/1/2021
<a href="#">3103</a>	HC132	HC132-LS3	Harris County MUD # 132 - Lift Station # 3	21310 Atascocita Point Dr	PM12MESCN	Annual Electrical System & MCC PM (Electrical)	12-M	4/22/2020	4/1/2021

**HC132 - InfraSMART (Scheduled Maintenance Asset Reliability Tracker)**

16 Feb 2021 08:17:58AM CST

**Go Green! Think before you print.**

Sched#	District	Asset ID	Asset Description	Asset Address	Activity Code	Activity Description	Interval	Last Comp	Next Sched
<a href="#">7059</a>	HC132	HC132-LS3	Harris County MUD # 132 - Lift Station # 3	21310 Atascocita Point Dr	PMLSCLEAN	Lift Station Cleanup	6-M	10/14/2020	4/1/2021
<a href="#">3104</a>	HC132	HC132-WP1	Harris County MUD # 132 - Water Plant # 1	8502 Rebawood Dr	PM12MESCN	Annual Electrical System & MCC PM (Electrical)	12-M	4/20/2020	4/1/2021
<a href="#">3291</a>	HC132	HC132-WP1	Harris County MUD # 132 - Water Plant # 1	8502 Rebawood Dr	PM12MCHMF D	Annual Chemical Feed System PM (Chlorination) must verify	12-M	4/14/2020	4/1/2021
<a href="#">3105</a>	HC132	HC132-WP2	Harris County MUD # 132 - Water Plant # 2	19441 W Lake Houston Pkwy	PM12MESCN	Annual Electrical System & MCC PM (Electrical)	12-M	4/22/2020	4/1/2021
<a href="#">3292</a>	HC132	HC132-WP2	Harris County MUD # 132 - Water Plant # 2	19441 W Lake Houston Pkwy	PM12MCHMF D	Annual Chemical Feed System PM (Chlorination) must verify	12-M	4/14/2020	4/1/2021
<a href="#">1394</a>	HC132	HC132-LS1	Harris County MUD # 132 - Lift Station # 1	8411 Fm 1960 Rd E	PM3MADLR	Three Month Communication & Alarm System PM (Electrical)	3-M	11/9/2020	5/1/2021
<a href="#">1395</a>	HC132	HC132-LS2	Harris County MUD # 132 - Lift Station # 2	7603 Kings River Pt	PM3MADLR	Three Month Communication & Alarm System PM (Electrical)	3-M	11/9/2020	5/1/2021
<a href="#">1396</a>	HC132	HC132-LS3	Harris County MUD # 132 - Lift Station # 3	21310 Atascocita Point Dr	PM3MADLR	Three Month Communication & Alarm System PM (Electrical)	3-M	11/9/2020	5/1/2021
<a href="#">1397</a>	HC132	HC132-WP1	Harris County MUD # 132 - Water Plant # 1	8502 Rebawood Dr	PM3MADLR	Three Month Communication & Alarm System PM (Electrical)	3-M	11/11/2020	5/1/2021
<a href="#">1398</a>	HC132	HC132-WP2	Harris County MUD # 132 - Water Plant # 2	19441 W Lake Houston Pkwy	PM3MADLR	Three Month Communication & Alarm System PM (Electrical)	3-M	11/9/2020	5/1/2021
<a href="#">6285</a>	HC132	HC132-LS1	Harris County MUD # 132 - Lift Station # 1	8411 Fm 1960 Rd E	PM6MMCKLV	Six Month Check Valve PM (Mechanical) must verify work type	6-M	2/1/2021	8/1/2021
<a href="#">7478</a>	HC132	HC132-LS1	Harris County MUD # 132 - Lift Station # 1	8411 Fm 1960 Rd E	PMLSCLEAN	Lift Station Cleanup	6-M	1/21/2021	8/1/2021
<a href="#">6286</a>	HC132	HC132-LS2	Harris County MUD # 132 - Lift Station # 2	7603 Kings River Pt	PM6MMCKLV	Six Month Check Valve PM (Mechanical) must verify work type	6-M	2/1/2021	8/1/2021
<a href="#">3151</a>	HC132	HC132-LS1	Harris County MUD # 132 - Lift Station # 1	8411 Fm 1960 Rd E	PM12MIFRSR Y	Annual Infrared Survey PM (Electrical) must verify work type	12-M	11/16/2020	11/1/2021
<a href="#">3152</a>	HC132	HC132-LS2	Harris County MUD # 132 - Lift Station # 2	7603 Kings River Pt	PM12MIFRSR Y	Annual Infrared Survey PM (Electrical) must verify work type	12-M	11/16/2020	11/1/2021
<a href="#">3153</a>	HC132	HC132-LS3	Harris County MUD # 132 - Lift Station # 3	21310 Atascocita Point Dr	PM12MIFRSR Y	Annual Infrared Survey PM (Electrical) must verify work type	12-M	11/16/2020	11/1/2021



**HC132 - InfraSMART (Scheduled Maintenance Asset Reliability Tracker)**

16 Feb 2021 08:17:58AM CST

**Go Green! Think before you print.**

Sched#	District	Asset ID	Asset Description	Asset Address	Activity Code	Activity Description	Interval	Last Comp	Next Sched
<a href="#">3154</a>	HC132	HC132-WP1	Harris County MUD # 132 - Water Plant # 1	8502 Rebawood Dr	PM12MIFRSR Y	Annual Infrared Survey PM (Electrical) must verify work type	12-M	11/24/2020	11/1/2021
<a href="#">3155</a>	HC132	HC132-WP2	Harris County MUD # 132 - Water Plant # 2	19441 W Lake Houston Pkwy	PM12MIFRSR Y	Annual Infrared Survey PM (Electrical) must verify work type	12-M	11/12/2020	11/1/2021

### Harris County Municipal Utility District No. 132

DISPOSITION	First Call Resolution	Number of Calls	Percentage
NA	2	31	6.45
Billing Inquiries	9	27	33.33
General Account Inquires	7	16	43.75
MVI	3	14	21.43
Outbound Call to Area Manager/Other Dept	4	8	50.00
Service Outages/Leaks	2	5	40.00
MVI/MVO	2	4	50.00
Adjustment Requests	0	3	0.00
Escalation	1	2	50.00
High Consumption	0	2	0.00
MVO	0	2	0.00
Reread	0	2	0.00
Delinquency	1	1	100.00
IVR/AVR Payment Inquiries	1	1	100.00
Miscellaneous	0	1	0.00
No Water	0	1	0.00
COVID19			
Current Resident/Pulled Meter			
Misapplied Payment			
Password Reset			
Payment Plan			
Sewage Issue			
Smart Meter Inquiries			
Trash Inquiry			
Water Quality Concern	0	1	0
<b>TOTAL</b>	<b>32</b>	<b>121</b>	<b>3.78125</b>

Sample ID	PWSID	PWS Name	Sample Site	County	Collection Date	Collection Time	Collector	Analysis Time	System Type	Sample Type	Source	Chlorine mg/L	Total Coliform	E. coli
1210499	1010616	HC MUD 132	7722 Twelfth Fairway	Harris	01/06/21	12:13	RD	18:00	Public	Distribution	Well	1.72	not found	not found
1210500	1010616	HC MUD 132	20327 Sunny Shore	Harris	01/06/21	12:20	RD	18:00	Public	Distribution	Well	1.34	not found	not found
1210501	1010616	HC MUD 132	20335 Atascocita Shores	Harris	01/06/21	12:27	RD	18:00	Public	Distribution	Well	1.56	not found	not found
1210502	1010616	HC MUD 132	8338 Bunker Bend	Harris	01/06/21	12:34	RD	18:00	Public	Distribution	Well	1.25	not found	not found
1210503	1010616	HC MUD 132	8702 Summit Pines	Harris	01/06/21	12:41	RD	18:00	Public	Distribution	Well	1.69	not found	not found
1212244	1010616	HC MUD 132	7722 Twelfth Fairway	Harris	01/19/21	11:29	RD	17:25	Public	Distribution	Well	1.72	not found	not found
1212245	1010616	HC MUD 132	Woods on Fairway 16	Harris	01/19/21	11:36	RD	17:25	Public	Distribution	Well	1.79	not found	not found
1212246	1010616	HC MUD 132	8602 Pine Shores	Harris	01/19/21	11:43	RD	17:25	Public	Distribution	Well	1.49	not found	not found
1212247	1010616	HC MUD 132	8702 Summit Pines	Harris	01/19/21	11:51	RD	17:25	Public	Distribution	Well	1.53	not found	not found
1212256	1010616	HC MUD 132	7068 FM 1960 24 Fitness	Harris	01/19/21	12:59	RD	17:25	Public	Distribution	Well	1.85	not found	not found



## ENGINEER'S REPORT

**Date:** February 18, 2021  
**To:** Harris County MUD No. 132 Board of Directors  
**From:** Nicholas N. Bailey, P.E.  
BGE, Inc.

---

7. Approve Engineer's Report:

a. Annual Tank Evaluations: **Update**

Tank	Next Evaluation	Age/Last Recoat	Comments
WP2 welded GST	Mar-21	2011/2012	2020: Interior and exterior inspected. Consider full rehab in winter 2021-2022.
WP1 HPT1	Aug-21	1997/2018	2020: Exterior and interior. Good overall condition.
WP1 HPT3	Aug-21	2010/2018	2020: Exterior and interior. Good overall condition.
WP1 bolted GST	Aug-21	1996/2018	2020: Exterior and interior. Fair overall condition.
WP2 HPT1	Oct-21	2014/2014	2020: Exterior and interior. Fair overall condition. No corrective action recommended at this time.
WP1 HPT2	Oct-21	1998/2010	2020: Exterior and interior. Fair overall condition. Consider full rehab within next three years.
WP2 bolted GST	Sep-21	1994/Unknown	2020: Overall fair exterior condition with mild corrosion present. Exterior inspection only.
WP1 welded GST	Sep-21	2010/2010	2020: Exterior only. Fair overall condition.
WP2 HPT2	TBD	2019	Installed in October 2019

We will begin performing the annual tank inspections in March. We will plan on rehabbing the WP2 welded GST and WP1 HPT2 next winter.

b. Capital Improvement Projects:

A schedule for the current projects is attached.

i. Waterline Replacement, Phase 2: **ACTION ITEM**

We opened bids for this project on Wednesday, January 27, and nine bids were received. The lowest bid was submitted by Android Construction Services, LLC in the amount of \$1,875,397.00. Attached is the bid tab with Recommendation of Award letter. We recommend that the construction contract be awarded to Android Construction Services, LLC for the proposed amount. The scope of Phase II includes replacement of the waterlines in the Pinehurst of Atascocita Sect 2, Atascocita Villas Sect 1, Club Point at Pinehurst of Atascocita Sect 3, and Atascocita Shores Section 2 platted subdivision sections.

ii. Waterline Replacement, Phase 3: **Update**

We have started the topo survey and preliminary design work for the Phase 3 waterline replacement project, for the Option B area as approved last month. Option B includes Pinehurst of Atascocita Section 1, Pinehurst of Atascocita Section 9, and Golf Villas of Atascocita (Pinehurst of Atascocita Section 3, Reserve A).

iii. Rehabilitation of Lift Station Nos. 2 and 3: **Update**

The contractor (T. Gray Utility & Rehab) continues to work on project submittals, and the Notice to Proceed was issued on December 1<sup>st</sup>. The project includes a new electrical control panel and wet well equipment at Lift Station No. 3, per request of the Operator.

iv. Wooden Bridge, Bulkhead and Downstream Drainage: **Update**

We are working to set up another site meeting with WadeCon, LLC regarding the timber weir / bulkhead replacement and the downstream ditch drainage repairs. Last week, they indicated that they wanted to start work late this week, but with the weather problems, this schedule will likely be pushed. They have executed a "short form" contract for the work, and we will coordinate their mobilization schedule with the golf course.

c. Additional Drainage Areas: **Update**

Below is our list of areas of potential drainage improvements:

1. Pinehurst of Atascocita Sect 1 Drainage Improvements – We have been evaluating the topographic survey data picked up by our survey crew for the areas around Point Holes 8 and 9. We will prepare some recommended options for reducing the golf course drainage into the Sunny Shores drainage system, which we will present to the MUD board and the golf course representatives.
2. Storm Sewer on Kings River Point – We continue to have discussions with the residents on Kings River Point adjacent to the side lot storm sewer that was rehabilitated in 2018. We have evaluated the recent televising of the line, which shows a significant sag but no breaks in the storm sewer segment between the two manholes. There does appear to be a break in the connection between the final manhole and the storm sewer segment that outfalls to the lake.
3. Golf Course at Spoonwood Drive and Atascocita Shore – Consider possibility of providing berm along golf course area on west side of Spoonwood to help prevent overflow into houses to the north. I'll discuss with the golf course personnel regarding their ability to assist with some of these dirt work items.
4. Shore Hole Nos. 4 and 5 – Drainage behind homes on Kings Crown Ct.

d. AWIA 2018 Requirements: **Update**

As discussed and approved last month, we are moving forward with the risk and resilience assessment (RRA) as part of the AWIA 2018 requirements. We expect to have a draft ready for board review in a couple of months.

e. Atascocita Joint Operations Board: **Update**

The board met on Tuesday. Design on rehabilitation work on the WWTP continues.

f. Development Plan Reviews: **Update**

We have provided an approval letter for a gym addition at Oak Forest Elementary which included a private fire hydrant and water line extension off of HCMUD132's existing 16" water line on FM1960.

We have received plans for review for a proposed Raising Cane's restaurant to be located at the former Taco Cabana site on FM1960. We have requested more information regarding proposed water and sanitary sewer capacity.

We also have received plans for a proposed buildout for a Cajun King Kitchen Louisiana Style restaurant in the retail center at the NE corner of FM1960 and Pinehurst Trail.

- g. Review and Authorize Capacity Commitments: No Updates

**ACTION ITEMS:**

- 1. Approve bid results and award contract for Waterline Replacement, Phase 2.**



January 27, 2021

Harris County Municipal Utility District No. 132  
c/o Norton Rose Fulbright US L.L.P.  
1301 McKinney, Suite 5100  
Houston, Texas 77010-3095

ATTN: Ms. Kathleen Ellison

Re: **Recommendation of Award**  
**Water Line Replacement Phase 2**  
**BGE Job No. 7587-00**

Dear Ms. Ellison:

On Wednesday, January 27, 2021, nine bid proposals were received for the referenced project. Android Construction Services, LLC submitted the lowest total bid in the amount of \$1,875,397.00.

The contractor has successfully completed numerous similar projects for developments in Houston and the surrounding areas. Based on the bid submitted, it is recommended that Android Construction Services, LLC be authorized to perform this work for the proposed amount of \$1,875,397.00, contingent upon approved construction plans and verification of their bonds and insurance coverage.

Upon your approval, we will begin immediately to prepare and circulate the appropriate contract documents for execution. Should you have any questions or require any additional information, please call me at 281-558-8700. Please find attached a copy of the bid tabulation.

Sincerely,

A handwritten signature in black ink, appearing to read 'NBA', written over a light blue horizontal line.

Nicholas N. Bailey, PE  
Senior Project Manager

cc: Ms. Jane Maher – Norton Rose Fulbright US LLP  
Mr. Kyle Adams – BGE, Inc.  
BGE CM – Houston  
TCEQ – Houston



Harris County Municipal Utility District No. 132

Waterline Replacement - Phase 2

Bid Tabulation

Bid Date: Wednesday, January 27, 2021

BGE Job No. 8455-00

<b>BIDDERS</b>	<b>Unit A: Base Bid Items</b>	<b>Unit B: Supplemental Bid Items</b>	<b>TOTAL BID</b>
<b>Android Construciton</b>	\$1,848,597.00	\$26,800.00	<b>\$1,875,397.00</b>
<b>Statewide Servicves</b>	\$1,842,391.00	\$40,600.00	<b>\$1,882,991.00</b>
<b>D. L. Elliott Enterprises</b>	\$2,105,634.00	\$35,800.00	<b>\$2,141,434.00</b>
<b>Complete Concrete</b>	\$2,199,685.00	\$36,300.00	<b>\$2,235,985.00</b>
<b>Scohil Construction Services</b>	\$2,249,301.00	\$38,800.00	<b>\$2,288,101.00</b>
<b>Resicom</b>	\$2,308,949.00	\$38,200.00	<b>\$2,347,149.00</b>
<b>DL Glover</b>	\$2,507,276.00	\$56,750.00	<b>\$2,564,026.00</b>
<b>Preferred Industrial Contractors</b>	<b>\$2,604,207.42</b>	\$48,800.00	<b>\$2,653,007.42</b>
<b>Eastex Utility Construction</b>	\$3,024,524.84	\$117,373.00	<b>\$3,141,897.84</b>

Harris County Municipal Utility District No. 132

Waterline Replacement - Phase 2

Bid Tabulation

Bid Date: Wednesday, January 27, 2021

BGE Job No. 8455-00

G:\TXH\Projects\Districts\HCMUD132\7587-00\_WL\_Replacement\_PH2\LD\03\_Constr\01\_Bid\_Phase\2021-01-27\_LS\_BIDTAB\_AA (HC132 Lift Station No. 6 Upgrades).xlsx]BIDTAB (3)

Denotes Mathematical Errors

ITEM	QUANTITY & UNIT	Android Construciton		Statewide Servicves		D. L. Elliott Enterprises	
		UNIT COST	ITEM TOTAL	UNIT COST	ITEM TOTAL	UNIT COST	ITEM TOTAL
<b>UNIT A: BASE BID ITEMS</b>							
1. Mobilization; Demobilization; Bonds; Insurance	1 LS	\$ 52,000.00	\$ 52,000.00	\$ 36,000.00	\$ 36,000.00	\$ 40,000.00	\$ 40,000.00
2. Furnish, Install and Maintain Traffic Control Devices and appurtenances, in accordance with the Texas Manual on Uniform Traffic Control Devices (Latest Edition)	1 LS	\$ 4,000.00	\$ 4,000.00	\$ 33,000.00	\$ 33,000.00	\$ 8,000.00	\$ 8,000.00
3. Site Restoration Including Replacement of Traffic Signs, Irrigation Systems, Remove and Replace Fence, etc.	1 LS	\$ 12,000.00	\$ 12,000.00	\$ 56,000.00	\$ 56,000.00	\$ 50,000.00	\$ 50,000.00
4. C900-DR18 (class 235) P.V.C. Water Line (all depths), Trenchless Installation, (including bends, wyes, crosses, plugs and clamps, reducers and tees):							
a. 4" Pipe - Restrained Joint	1,071 LF	\$ 26.00	\$ 27,846.00	\$ 23.00	\$ 24,633.00	\$ 30.00	\$ 32,130.00
b. 6" Pipe - Restrained Joint	2,801 LF	\$ 31.00	\$ 86,831.00	\$ 27.00	\$ 75,627.00	\$ 43.00	\$ 120,443.00
c. 6" Pipe - Restrained Joint with Steel Casing	212 LF	\$ 125.00	\$ 26,500.00	\$ 96.00	\$ 20,352.00	\$ 120.00	\$ 25,440.00
d. 8" Pipe - Restrained Joint	5,962 LF	\$ 46.00	\$ 274,252.00	\$ 39.00	\$ 232,518.00	\$ 57.00	\$ 339,834.00
e. 8" Pipe - Restrained Joint with Steel Casing	1,467 LF	\$ 155.00	\$ 227,385.00	\$ 110.00	\$ 161,370.00	\$ 165.00	\$ 242,055.00
f. 12" Pipe - Restrained Joint	9,279 LF	\$ 57.00	\$ 528,903.00	\$ 65.00	\$ 603,135.00	\$ 83.00	\$ 770,157.00
g. 12" Pipe - Restrained Joint with Steel Casing	463 LF	\$ 220.00	\$ 101,860.00	\$ 182.00	\$ 84,266.00	\$ 200.00	\$ 92,600.00

Harris County Municipal Utility District No. 132

Waterline Replacement - Phase 2

Bid Tabulation

Bid Date: Wednesday, January 27, 2021

BGE Job No. 8455-00

G:\TXH\Projects\Districts\HCMUD132\7587-00\_WL\_Replacement\_PH2\LD\03\_Constr\01\_Bid\_Phase\2021-01-27\_LS\_BIDTAB\_AA (HC132 Lift Station No. 6 Upgrades).xlsx\BIDTAB (3)

Denotes Mathematical Errors

ITEM	QUANTITY & UNIT	Android Construciton		Statewide Servicves		D. L. Elliott Enterprises	
		UNIT COST	ITEM TOTAL	UNIT COST	ITEM TOTAL	UNIT COST	ITEM TOTAL
5. Gate Valve and Box:							
a. 6" Pipe	36 EA	\$ 1,200.00	\$ 43,200.00	\$ 1,250.00	\$ 45,000.00	\$ 750.00	\$ 27,000.00
b. 8" Pipe	28 EA	\$ 1,600.00	\$ 44,800.00	\$ 1,650.00	\$ 46,200.00	\$ 1,100.00	\$ 30,800.00
c. 12" Pipe	21 EA	\$ 2,400.00	\$ 50,400.00	\$ 2,850.00	\$ 59,850.00	\$ 2,500.00	\$ 52,500.00
6. Fire Hydrant (including cut-open leads; all depths):	31 EA	\$ 5,500.00	\$ 170,500.00	\$ 4,000.00	\$ 124,000.00	\$ 3,000.00	\$ 93,000.00
7. C900-DR18 (class 235) P.V.C. 6" Water Line with Steel Casing (all depths) for F.H. Leads, Trenchless Construction, Complete-in-Place, In Accordance with the Plans and Specifications	96 LF	\$ 95.00	\$ 9,120.00	\$ 115.00	\$ 11,040.00	\$ 100.00	\$ 9,600.00
8. 12" x 12" TS&V	1 EA	\$ 3,500.00	\$ 3,500.00	\$ 8,500.00	\$ 8,500.00	\$ 8,000.00	\$ 8,000.00
9. Cut, Plug and Abandon Existing 6" Waterline, Complete-in-Place, In Accordance with the Plans and Specifications	3 EA	\$ 500.00	\$ 1,500.00	\$ 500.00	\$ 1,500.00	\$ 900.00	\$ 2,700.00
10. Cut, Plug and Abandon Existing 8" Waterline, Complete-in-Place, In Accordance with the Plans and Specifications	5 EA	\$ 700.00	\$ 3,500.00	\$ 500.00	\$ 2,500.00	\$ 950.00	\$ 4,750.00
11. Cut, Plug and Abandon Existing 12" Waterline, Complete-in-Place, In Accordance with the Plans and Specifications	5 EA	\$ 1,100.00	\$ 5,500.00	\$ 675.00	\$ 3,375.00	\$ 1,200.00	\$ 6,000.00
12. 6" Wet Connection, Complete-in-Place, In Accordance with the Plans and Specifications	3 EA	\$ 750.00	\$ 2,250.00	\$ 550.00	\$ 1,650.00	\$ 1,100.00	\$ 3,300.00
13. 8" Wet Connection, Complete-in-Place, In Accordance with the Plans and Specifications	5 EA	\$ 950.00	\$ 4,750.00	\$ 550.00	\$ 2,750.00	\$ 1,300.00	\$ 6,500.00

Harris County Municipal Utility District No. 132

Waterline Replacement - Phase 2

Bid Tabulation

Bid Date: Wednesday, January 27, 2021

BGE Job No. 8455-00

G:\TXH\Projects\Districts\HCMUD132\7587-00\_WL\_Replacement\_PH2\LD\03\_Constr\01\_Bid\_Phase\2021-01-27\_LS\_BIDTAB\_AA (HC132 Lift Station No. 6 Upgrades).xlsx]BIDTAB (3)

Denotes Mathematical Errors

ITEM	QUANTITY & UNIT	Android Construciton		Statewide Servicves		D. L. Elliott Enterprises	
		UNIT COST	ITEM TOTAL	UNIT COST	ITEM TOTAL	UNIT COST	ITEM TOTAL
14. 12" Wet Connection, Complete-in-Place, In Accordance with the Plans and Specifications	5 EA	\$ 1,150.00	\$ 5,750.00	\$ 800.00	\$ 4,000.00	\$ 1,500.00	\$ 7,500.00
15. Remove and Salvage Existing Fire Hydrant, Complete-in-Place, In Accordance with the Plans and Specifications	29 EA	\$ 100.00	\$ 2,900.00	\$ 600.00	\$ 17,400.00	\$ 100.00	\$ 2,900.00
16. Cut Ex. Valve Risers to be Abandoned Below Grade and Bury	70 EA	\$ 50.00	\$ 3,500.00	\$ 225.00	\$ 15,750.00	\$ 30.00	\$ 2,100.00
17. 2-inch Blow-Off Valve with Box, Complete-in-Place, In Accordance with the Plans and Specifications	7 EA	\$ 250.00	\$ 1,750.00	\$ 990.00	\$ 6,930.00	\$ 1,000.00	\$ 7,000.00
18. Plug and Clamp Proposed 4" Waterline, Complete-in-Place, In Accordance with the Plans and Specifications	5 EA	\$ 200.00	\$ 1,000.00	\$ 440.00	\$ 2,200.00	\$ 100.00	\$ 500.00
19. Plug and Clamp Proposed 6" Waterline, Complete-in-Place, In Accordance with the Plans and Specifications	1 EA	\$ 300.00	\$ 300.00	\$ 465.00	\$ 465.00	\$ 125.00	\$ 125.00
20. Plug and Clamp Proposed 8" Waterline, Complete-in-Place, In Accordance with the Plans and Specifications	2 EA	\$ 400.00	\$ 800.00	\$ 500.00	\$ 1,000.00	\$ 150.00	\$ 300.00
21. Single Short Service Replacement Incl. Reconnect To Meter, Complete-in-Place, In Accordance with the Plans and Specifications	128 EA	\$ 600.00	\$ 76,800.00	\$ 475.00	\$ 60,800.00	\$ 500.00	\$ 64,000.00
22. Long Service Replacement Incl. Reconnect To Meter, Complete-in-Place, In Accordance with the Plans and Specifications	94 EA	\$ 800.00	\$ 75,200.00	\$ 1,070.00	\$ 100,580.00	\$ 600.00	\$ 56,400.00
<b>TOTAL, UNIT A</b>			<b>\$ 1,848,597.00</b>		<b>\$ 1,842,391.00</b>		<b>\$ 2,105,634.00</b>

Harris County Municipal Utility District No. 132

Waterline Replacement - Phase 2

Bid Tabulation

Bid Date: Wednesday, January 27, 2021

BGE Job No. 8455-00

G:\TXH\Projects\Districts\HCMUD132\7587-00\_WL\_Replacement\_PH2\LD\03\_Constr\01\_Bid\_Phase\2021-01-27\_LS\_BIDTAB\_AA (HC132 Lift Station No. 6 Upgrades).xlsx]BIDTAB (3)

ITEM	QUANTITY & UNIT	Android Construciton		Statewide Servicves		D. L. Elliott Enterprises	
		UNIT COST	ITEM TOTAL	UNIT COST	ITEM TOTAL	UNIT COST	ITEM TOTAL
<b>UNIT B: SUPPLEMENTAL BID ITEMS</b>							
1. Remove, Dispose and Replace Reinforced Concrete Pavement (6-inch), with or without asphalt overaly, Incl. Cement Stabilized Subgrade (6-inch) (Minimum Bid \$70/SY )	100 SY	\$ 70.00	\$ 7,000.00	\$ 70.00	\$ 7,000.00	\$ 70.00	\$ 7,000.00
2. Remove, Dispose and Replace Reinforced Concrete Sidewalk (4-inch) (Minimum Bid \$60/SY )	100 SY	\$ 60.00	\$ 6,000.00	\$ 60.00	\$ 6,000.00	\$ 60.00	\$ 6,000.00
3. 6"x6" TS&V, Complete-in-Place, In Accordance with the Plans and Specifications	2 EA	\$ 1,800.00	\$ 3,600.00	\$ 5,300.00	\$ 10,600.00	\$ 4,000.00	\$ 8,000.00
4. 8"x8" TS&V, Complete-in-Place, In Accordance with the Plans and Specifications	2 EA	\$ 2,200.00	\$ 4,400.00	\$ 5,600.00	\$ 11,200.00	\$ 4,500.00	\$ 9,000.00
5. Block Sodding (Minimum Bid \$5/SY )	100 SY	\$ 5.00	\$ 500.00	\$ 5.00	\$ 500.00	\$ 5.00	\$ 500.00
6. Stage II Inlet Protection Barrier (Minimum Bid \$80/EA )	35 EA	\$ 80.00	\$ 2,800.00	\$ 80.00	\$ 2,800.00	\$ 80.00	\$ 2,800.00
7. Extra Machine Excavation as Directed by the Engineer, Complete-in-Place, In Accordance with the Plans and Specifications (Minimum Bid \$10/CY )	100 CY	\$ 10.00	\$ 1,000.00	\$ 10.00	\$ 1,000.00	\$ 10.00	\$ 1,000.00
8. Extra Hand Excavation as Directed by the Engineer, Complete-in-Place, In Accordance with the Plans and Specifications (Minimum Bid \$15/CY )	100 CY	\$ 15.00	\$ 1,500.00	\$ 15.00	\$ 1,500.00	\$ 15.00	\$ 1,500.00
<b>TOTAL, UNIT B</b>			<b>\$ 26,800.00</b>		<b>\$ 40,600.00</b>		<b>\$ 35,800.00</b>

Harris County Municipal Utility District No. 132

Waterline Replacement - Phase 2

Bid Tabulation

Bid Date: Wednesday, January 27, 2021

BGE Job No. 8455-00

G:\TXH\Projects\Districts\HCMUD132\7587-00\_WL\_Replacement\_PH2\LD\03\_Constr\01\_Bid\_Phase\2021-01-27\_LS\_BIDTAB\_AA (HC132 Lift Station No. 6 Upgrades).xlsx]BIDTAB (3)

Denotes Mathematical Errors

ITEM	QUANTITY & UNIT	Android Construciton		Statewide Servicves		D. L. Elliott Enterprises	
		UNIT COST	ITEM TOTAL	UNIT COST	ITEM TOTAL	UNIT COST	ITEM TOTAL
<b>SUMMARY</b>							
Unit A: Base Bid Items			\$ 1,848,597.00		\$ 1,842,391.00		\$ 2,105,634.00
Unit B: Supplemental Bid Items			\$ 26,800.00		\$ 40,600.00		\$ 35,800.00
<b>TOTAL BID</b>			<b>\$ 1,875,397.00</b>		<b>\$ 1,882,991.00</b>		<b>\$ 2,141,434.00</b>

Harris County Municipal Utility District No. 132

Waterline Replacement - Phase 2

Bid Tabulation

Bid Date: Wednesday, January 27, 2021

BGE Job No. 8455-00

G:\TXH\Projects\Districts\HCMUD132\7587-00\_WL\_Replacement\_PH2\LD\03\_Constr\01\_Bid\_Phase\2021-01-27\_LS\_BIDTAB\_AA (HC132 Lift Station No. 6 Upgrades).xlsx]BIDTAB (3)

Denotes Mathematical Errors

ITEM	QUANTITY & UNIT	Complete Concrete		Scohil Construction Services		Resicom	
		UNIT COST	ITEM TOTAL	UNIT COST	ITEM TOTAL	UNIT COST	ITEM TOTAL
<b>UNIT A: BASE BID ITEMS</b>							
1. Mobilization; Demobilization; Bonds; Insurance	1 LS	\$ 100,000.00	\$ 100,000.00	\$ 55,000.00	\$ 55,000.00	\$ 83,000.00	\$ 83,000.00
2. Furnish, Install and Maintain Traffic Control Devices and appurtenances, in accordance with the Texas Manual on Uniform Traffic Control Devices (Latest Edition)	1 LS	\$ 10,000.00	\$ 10,000.00	\$ 5,000.00	\$ 5,000.00	\$ 73,000.00	\$ 73,000.00
3. Site Restoration Including Replacement of Traffic Signs, Irrigation Systems, Remove and Replace Fence, etc.	1 LS	\$ 10,000.00	\$ 10,000.00	\$ 3,500.00	\$ 3,500.00	\$ 106,000.00	\$ 106,000.00
4. C900-DR18 (class 235) P.V.C. Water Line (all depths), Trenchless Installation, (including bends, wyes, crosses, plugs and clamps, reducers and tees):							
a. 4" Pipe - Restrained Joint	1,071 LF	\$ 35.00	\$ 37,485.00	\$ 42.00	\$ 44,982.00	\$ 28.00	\$ 29,988.00
b. 6" Pipe - Restrained Joint	2,801 LF	\$ 40.00	\$ 112,040.00	\$ 49.00	\$ 137,249.00	\$ 34.00	\$ 95,234.00
c. 6" Pipe - Restrained Joint with Steel Casing	212 LF	\$ 100.00	\$ 21,200.00	\$ 106.00	\$ 22,472.00	\$ 190.00	\$ 40,280.00
d. 8" Pipe - Restrained Joint	5,962 LF	\$ 55.00	\$ 327,910.00	\$ 61.00	\$ 363,682.00	\$ 48.00	\$ 286,176.00
e. 8" Pipe - Restrained Joint with Steel Casing	1,467 LF	\$ 150.00	\$ 220,050.00	\$ 148.00	\$ 217,116.00	\$ 240.00	\$ 352,080.00
f. 12" Pipe - Restrained Joint	9,279 LF	\$ 75.00	\$ 695,925.00	\$ 94.00	\$ 872,226.00	\$ 72.00	\$ 668,088.00
g. 12" Pipe - Restrained Joint with Steel Casing	463 LF	\$ 275.00	\$ 127,325.00	\$ 168.00	\$ 77,784.00	\$ 298.00	\$ 137,974.00

Harris County Municipal Utility District No. 132

Waterline Replacement - Phase 2

Bid Tabulation

Bid Date: Wednesday, January 27, 2021

BGE Job No. 8455-00

G:\TXH\Projects\Districts\HCMUD132\7587-00\_WL\_Replacement\_PH2\LD\03\_Constr\01\_Bid\_Phase\2021-01-27\_LS\_BIDTAB\_AA (HC132 Lift Station No. 6 Upgrades).xlsx]BIDTAB (3)

Denotes Mathematical Errors

ITEM	QUANTITY & UNIT	Complete Concrete		Scohil Construction Services		Resicom	
		UNIT COST	ITEM TOTAL	UNIT COST	ITEM TOTAL	UNIT COST	ITEM TOTAL
5. Gate Valve and Box:							
a. 6" Pipe	36 EA	\$ 900.00	\$ 32,400.00	\$ 1,050.00	\$ 37,800.00	\$ 780.00	\$ 28,080.00
b. 8" Pipe	28 EA	\$ 1,500.00	\$ 42,000.00	\$ 1,375.00	\$ 38,500.00	\$ 1,000.00	\$ 28,000.00
c. 12" Pipe	21 EA	\$ 4,000.00	\$ 84,000.00	\$ 2,250.00	\$ 47,250.00	\$ 2,100.00	\$ 44,100.00
6. Fire Hydrant (including cut-open leads; all depths):	31 EA	\$ 4,500.00	\$ 139,500.00	\$ 4,650.00	\$ 144,150.00	\$ 2,850.00	\$ 88,350.00
7. C900-DR18 (class 235) P.V.C. 6" Water Line with Steel Casing (all depths) for F.H. Leads, Trenchless Construction, Complete-in-Place, In Accordance with the Plans and Specifications	96 LF	\$ 50.00	\$ 4,800.00	\$ 125.00	\$ 12,000.00	\$ 165.00	\$ 15,840.00
8. 12" x 12" TS&V	1 EA	\$ 8,000.00	\$ 8,000.00	\$ 7,500.00	\$ 7,500.00	\$ 9,000.00	\$ 9,000.00
9. Cut, Plug and Abandon Existing 6" Waterline, Complete-in-Place, In Accordance with the Plans and Specifications	3 EA	\$ 500.00	\$ 1,500.00	\$ 400.00	\$ 1,200.00	\$ 600.00	\$ 1,800.00
10. Cut, Plug and Abandon Existing 8" Waterline, Complete-in-Place, In Accordance with the Plans and Specifications	5 EA	\$ 800.00	\$ 4,000.00	\$ 500.00	\$ 2,500.00	\$ 800.00	\$ 4,000.00
11. Cut, Plug and Abandon Existing 12" Waterline, Complete-in-Place, In Accordance with the Plans and Specifications	5 EA	\$ 1,200.00	\$ 6,000.00	\$ 650.00	\$ 3,250.00	\$ 1,200.00	\$ 6,000.00
12. 6" Wet Connection, Complete-in-Place, In Accordance with the Plans and Specifications	3 EA	\$ 1,000.00	\$ 3,000.00	\$ 500.00	\$ 1,500.00	\$ 1,200.00	\$ 3,600.00
13. 8" Wet Connection, Complete-in-Place, In Accordance with the Plans and Specifications	5 EA	\$ 1,200.00	\$ 6,000.00	\$ 700.00	\$ 3,500.00	\$ 1,400.00	\$ 7,000.00



Harris County Municipal Utility District No. 132

Waterline Replacement - Phase 2

Bid Tabulation

Bid Date: Wednesday, January 27, 2021

BGE Job No. 8455-00

G:\TXH\Projects\Districts\HCMUD132\7587-00\_WL\_Replacement\_PH2\LD\03\_Constr\01\_Bid\_Phase\2021-01-27\_LS\_BIDTAB\_AA (HC132 Lift Station No. 6 Upgrades).xlsx]BIDTAB (3)

ITEM	QUANTITY & UNIT	Complete Concrete		Scohil Construction Services		Resicom	
		UNIT COST	ITEM TOTAL	UNIT COST	ITEM TOTAL	UNIT COST	ITEM TOTAL
14. 12" Wet Connection, Complete-in-Place, In Accordance with the Plans and Specifications	5 EA	\$ 1,500.00	\$ 7,500.00	\$ 900.00	\$ 4,500.00	\$ 2,600.00	\$ 13,000.00
15. Remove and Salvage Existing Fire Hydrant, Complete-in-Place, In Accordance with the Plans and Specifications	29 EA	\$ 200.00	\$ 5,800.00	\$ 150.00	\$ 4,350.00	\$ 250.00	\$ 7,250.00
16. Cut Ex. Valve Risers to be Abandoned Below Grade and Bury	70 EA	\$ 500.00	\$ 35,000.00	\$ 150.00	\$ 10,500.00	\$ 25.00	\$ 1,750.00
17. 2-inch Blow-Off Valve with Box, Complete-in-Place, In Accordance with the Plans and Specifications	7 EA	\$ 250.00	\$ 1,750.00	\$ 1,450.00	\$ 10,150.00	\$ 958.00	\$ 6,706.00
18. Plug and Clamp Proposed 4" Waterline, Complete-in-Place, In Accordance with the Plans and Specifications	5 EA	\$ 400.00	\$ 2,000.00	\$ 400.00	\$ 2,000.00	\$ 400.00	\$ 2,000.00
19. Plug and Clamp Proposed 6" Waterline, Complete-in-Place, In Accordance with the Plans and Specifications	1 EA	\$ 700.00	\$ 700.00	\$ 500.00	\$ 500.00	\$ 425.00	\$ 425.00
20. Plug and Clamp Proposed 8" Waterline, Complete-in-Place, In Accordance with the Plans and Specifications	2 EA	\$ 900.00	\$ 1,800.00	\$ 650.00	\$ 1,300.00	\$ 500.00	\$ 1,000.00
21. Single Short Service Replacement Incl. Reconnect To Meter, Complete-in-Place, In Accordance with the Plans and Specifications	128 EA	\$ 600.00	\$ 76,800.00	\$ 480.00	\$ 61,440.00	\$ 645.00	\$ 82,560.00
22. Long Service Replacement Incl. Reconnect To Meter, Complete-in-Place, In Accordance with the Plans and Specifications	94 EA	\$ 800.00	\$ 75,200.00	\$ 600.00	\$ 56,400.00	\$ 922.00	\$ 86,668.00
<b>TOTAL, UNIT A</b>			<b>\$ 2,199,685.00</b>		<b>\$ 2,249,301.00</b>		<b>\$ 2,308,949.00</b>

Harris County Municipal Utility District No. 132

Waterline Replacement - Phase 2

Bid Tabulation

Bid Date: Wednesday, January 27, 2021

BGE Job No. 8455-00

G:\TXH\Projects\Districts\HCMUD132\7587-00\_WL\_Replacement\_PH2\LD\03\_Constr\01\_Bid\_Phase\2021-01-27\_LS\_BIDTAB\_AA (HC132 Lift Station No. 6 Upgrades).xlsx]BIDTAB (3)

ITEM	QUANTITY & UNIT	Complete Concrete		Scohil Construction Services		Resicom	
		UNIT COST	ITEM TOTAL	UNIT COST	ITEM TOTAL	UNIT COST	ITEM TOTAL
<b>UNIT B: SUPPLEMENTAL BID ITEMS</b>							
1. Remove, Dispose and Replace Reinforced Concrete Pavement (6-inch), with or without asphalt overaly, Incl. Cement Stabilized Subgrade (6-inch) (Minimum Bid \$70/SY )	100 SY	\$ 75.00	\$ 7,500.00	\$ 110.00	\$ 11,000.00	\$ 70.00	\$ 7,000.00
2. Remove, Dispose and Replace Reinforced Concrete Sidewalk (4-inch) (Minimum Bid \$60/SY )	100 SY	\$ 60.00	\$ 6,000.00	\$ 60.00	\$ 6,000.00	\$ 60.00	\$ 6,000.00
3. 6"x6" TS&V, Complete-in-Place, In Accordance with the Plans and Specifications	2 EA	\$ 4,000.00	\$ 8,000.00	\$ 3,800.00	\$ 7,600.00	\$ 4,400.00	\$ 8,800.00
4. 8"x8" TS&V, Complete-in-Place, In Accordance with the Plans and Specifications	2 EA	\$ 4,500.00	\$ 9,000.00	\$ 4,200.00	\$ 8,400.00	\$ 5,300.00	\$ 10,600.00
5. Block Sodding (Minimum Bid \$5/SY )	100 SY	\$ 5.00	\$ 500.00	\$ 5.00	\$ 500.00	\$ 5.00	\$ 500.00
6. Stage II Inlet Protection Barrier (Minimum Bid \$80/EA )	35 EA	\$ 80.00	\$ 2,800.00	\$ 80.00	\$ 2,800.00	\$ 80.00	\$ 2,800.00
7. Extra Machine Excavation as Directed by the Engineer, Complete-in-Place, In Accordance with the Plans and Specifications (Minimum Bid \$10/CY )	100 CY	\$ 10.00	\$ 1,000.00	\$ 10.00	\$ 1,000.00	\$ 10.00	\$ 1,000.00
8. Extra Hand Excavation as Directed by the Engineer, Complete-in-Place, In Accordance with the Plans and Specifications (Minimum Bid \$15/CY )	100 CY	\$ 15.00	\$ 1,500.00	\$ 15.00	\$ 1,500.00	\$ 15.00	\$ 1,500.00
<b>TOTAL, UNIT B</b>			<b>\$ 36,300.00</b>		<b>\$ 38,800.00</b>		<b>\$ 38,200.00</b>

Harris County Municipal Utility District No. 132

Waterline Replacement - Phase 2

Bid Tabulation

Bid Date: Wednesday, January 27, 2021

BGE Job No. 8455-00

G:\TXH\Projects\Districts\HCMUD132\7587-00\_WL\_Replacement\_PH2\LD\03\_Constr\01\_Bid\_Phase\2021-01-27\_LS\_BIDTAB\_AA (HC132 Lift Station No. 6 Upgrades).xlsx]BIDTAB (3)

Denotes Mathematical Errors

ITEM	QUANTITY & UNIT	Complete Concrete		Scohil Construction Services		Resicom	
		UNIT COST	ITEM TOTAL	UNIT COST	ITEM TOTAL	UNIT COST	ITEM TOTAL
<b>SUMMARY</b>							
Unit A: Base Bid Items			\$ 2,199,685.00		\$ 2,249,301.00		\$ 2,308,949.00
Unit B: Supplemental Bid Items			\$ 36,300.00		\$ 38,800.00		\$ 38,200.00
<b>TOTAL BID</b>			<b>\$ 2,235,985.00</b>		<b>\$ 2,288,101.00</b>		<b>\$ 2,347,149.00</b>

Harris County Municipal Utility District No. 132

Water Line Replacement Phase 2

Bid Tabulation

Bid Date: Wednesday, January 27, 2021

BGE Job No. 7587-00

G:\TXH\Projects\Districts\HCMUD132\7587-00\_WL\_Replacement\_PH2\LD\03\_Constr\01\_Bid\_Phase\2021-01-27\_LS\_BIDTAB\_AA (HC132 Lift Station No. 6 Upgrades).xlsx]BIDTAB (3)

ITEM	QUANTITY & UNIT	DL Glover		Preferred Industrial Contractors		Eastex Utility Construction	
		UNIT COST	ITEM TOTAL	UNIT COST	ITEM TOTAL	UNIT COST	ITEM TOTAL
<b>UNIT A: BASE BID ITEMS</b>							
1. Mobilization; Demobilization; Bonds; Insurance	1 LS	\$ 140,000.00	\$ 140,000.00	\$ 44,140.00	\$ 44,140.00	\$ 79,600.00	\$ 79,600.00
2. Furnish, Install and Maintain Traffic Control Devices and appurtenances, in accordance with the Texas Manual on Uniform Traffic Control Devices (Latest Edition)	1 LS	\$ 60,000.00	\$ 60,000.00	\$ 6,621.00	\$ 6,621.00	\$ 25,000.00	\$ 25,000.00
3. Site Restoration Including Replacement of Traffic Signs, Irrigation Systems, Remove and Replace Fence, etc.	1 LS	\$ 80,000.00	\$ 80,000.00	\$ 7,503.80	\$ 7,503.80	\$ 15,000.00	\$ 15,000.00
4. C900-DR18 (class 235) P.V.C. Water Line (all depths), Trenchless Installation, (including bends, wyes, crosses, plugs and clamps, reducers and tees):							
a. 4" Pipe - Restrained Joint	1,071 LF	\$ 40.00	\$ 42,840.00	\$ 30.90	\$ 33,093.90	\$ 35.70	\$ 38,234.70
b. 6" Pipe - Restrained Joint	2,801 LF	\$ 45.00	\$ 126,045.00	\$ 35.31	\$ 98,903.31	\$ 50.57	\$ 141,646.57
c. 6" Pipe - Restrained Joint with Steel Casing	212 LF	\$ 148.00	\$ 31,376.00	\$ 145.66	\$ 30,879.92	\$ 165.00	\$ 34,980.00
d. 8" Pipe - Restrained Joint	5,962 LF	\$ 55.00	\$ 327,910.00	\$ 48.55	\$ 289,455.10	\$ 71.48	\$ 426,163.76
e. 8" Pipe - Restrained Joint with Steel Casing	1,467 LF	\$ 186.00	\$ 272,862.00	\$ 198.63	\$ 291,390.21	\$ 182.00	\$ 266,994.00
f. 12" Pipe - Restrained Joint	9,279 LF	\$ 85.00	\$ 788,715.00	\$ 75.04	\$ 696,296.16	\$ 118.93	\$ 1,103,551.47
g. 12" Pipe - Restrained Joint with Steel Casing	463 LF	\$ 241.00	\$ 111,583.00	\$ 251.60	\$ 116,490.80	\$ 256.18	\$ 118,611.34

Harris County Municipal Utility District No. 132

Water Line Replacement Phase 2

Bid Tabulation

Bid Date: Wednesday, January 27, 2021

BGE Job No. 7587-00

G:\TXH\Projects\Districts\HCMUD132\7587-00\_WL\_Replacement\_PH2\LD\03\_Constr\01\_Bid\_Phase\2021-01-27\_LS\_BIDTAB\_AA (HC132 Lift Station No. 6 Upgrades).xlsx]BIDTAB (3)

Denotes Mathematical Errors

ITEM	QUANTITY & UNIT	DL Glover		Preferred Industrial Contractors		Eastex Utility Construction	
		UNIT COST	ITEM TOTAL	UNIT COST	ITEM TOTAL	UNIT COST	ITEM TOTAL
5. Gate Valve and Box:							
a. 6" Pipe	36 EA	\$ 1,000.00	\$ 36,000.00	\$ 2,383.56	\$ 85,808.16	\$ 1,278.00	\$ 46,008.00
b. 8" Pipe	28 EA	\$ 1,350.00	\$ 37,800.00	\$ 3,531.20	\$ 98,873.60	\$ 1,739.00	\$ 48,692.00
c. 12" Pipe	21 EA	\$ 2,195.00	\$ 46,095.00	\$ 5,738.20	\$ 120,502.20	\$ 2,978.00	\$ 62,538.00
6. Fire Hydrant (including cut-open leads; all depths):	31 EA	\$ 4,500.00	\$ 139,500.00	\$ 6,621.00	\$ 205,251.00	\$ 4,382.00	\$ 135,842.00
7. C900-DR18 (class 235) P.V.C. 6" Water Line with Steel Casing (all depths) for F.H. Leads, Trenchless Construction, Complete-in-Place, In Accordance with the Plans and Specifications	96 LF	\$ 200.00	\$ 19,200.00	\$ 145.66	\$ 13,983.36	\$ 166.00	\$ 15,936.00
8. 12" x 12" TS&V	1 EA	\$ 15,000.00	\$ 15,000.00	\$ 9,269.40	\$ 9,269.40	\$ 7,224.00	\$ 7,224.00
9. Cut, Plug and Abandon Existing 6" Waterline, Complete-in-Place, In Accordance with the Plans and Specifications	3 EA	\$ 1,250.00	\$ 3,750.00	\$ 1,324.20	\$ 3,972.60	\$ 1,138.00	\$ 3,414.00
10. Cut, Plug and Abandon Existing 8" Waterline, Complete-in-Place, In Accordance with the Plans and Specifications	5 EA	\$ 1,250.00	\$ 6,250.00	\$ 2,207.00	\$ 11,035.00	\$ 1,182.00	\$ 5,910.00
11. Cut, Plug and Abandon Existing 12" Waterline, Complete-in-Place, In Accordance with the Plans and Specifications	5 EA	\$ 1,350.00	\$ 6,750.00	\$ 3,089.80	\$ 15,449.00	\$ 1,304.00	\$ 6,520.00
12. 6" Wet Connection, Complete-in-Place, In Accordance with the Plans and Specifications	3 EA	\$ 1,250.00	\$ 3,750.00	\$ 3,089.80	\$ 9,269.40	\$ 1,917.00	\$ 5,751.00
13. 8" Wet Connection, Complete-in-Place, In Accordance with the Plans and Specifications	5 EA	\$ 1,250.00	\$ 6,250.00	\$ 3,972.60	\$ 19,863.00	\$ 2,009.00	\$ 10,045.00

Harris County Municipal Utility District No. 132

Water Line Replacement Phase 2

Bid Tabulation

Bid Date: Wednesday, January 27, 2021

BGE Job No. 7587-00

G:\TXH\Projects\Districts\HCMUD132\7587-00\_WL\_Replacement\_PH2\LD\03\_Constr\01\_Bid\_Phase\2021-01-27\_LS\_BIDTAB\_AA (HC132 Lift Station No. 6 Upgrades).xlsx]BIDTAB (3)

ITEM	QUANTITY & UNIT	DL Glover		Preferred Industrial Contractors		Eastex Utility Construction	
		UNIT COST	ITEM TOTAL	UNIT COST	ITEM TOTAL	UNIT COST	ITEM TOTAL
14. 12" Wet Connection, Complete-in-Place, In Accordance with the Plans and Specifications	5 EA	\$ 1,250.00	\$ 6,250.00	\$ 6,621.00	\$ 33,105.00	\$ 2,229.00	\$ 11,145.00
15. Remove and Salvage Existing Fire Hydrant, Complete-in-Place, In Accordance with the Plans and Specifications	29 EA	\$ 1,050.00	\$ 30,450.00	\$ 132.42	\$ 3,840.18	\$ 750.00	\$ 21,750.00
16. Cut Ex. Valve Risers to be Abandoned Below Grade and Bury	70 EA	\$ 185.00	\$ 12,950.00	\$ 44.14	\$ 3,089.80	\$ 450.00	\$ 31,500.00
17. 2-inch Blow-Off Valve with Box, Complete-in-Place, In Accordance with the Plans and Specifications	7 EA	\$ 1,150.00	\$ 8,050.00	\$ 2,207.00	\$ 15,449.00	\$ 1,498.00	\$ 10,486.00
18. Plug and Clamp Proposed 4" Waterline, Complete-in-Place, In Accordance with the Plans and Specifications	5 EA	\$ 650.00	\$ 3,250.00	\$ 1,765.60	\$ 8,828.00	\$ 750.00	\$ 3,750.00
19. Plug and Clamp Proposed 6" Waterline, Complete-in-Place, In Accordance with the Plans and Specifications	1 EA	\$ 1,250.00	\$ 1,250.00	\$ 2,207.00	\$ 2,207.00	\$ 750.00	\$ 750.00
20. Plug and Clamp Proposed 8" Waterline, Complete-in-Place, In Accordance with the Plans and Specifications	2 EA	\$ 1,250.00	\$ 2,500.00	\$ 3,089.80	\$ 6,179.60	\$ 750.00	\$ 1,500.00
21. Single Short Service Replacement Incl. Reconnect To Meter, Complete-in-Place, In Accordance with the Plans and Specifications	128 EA	\$ 550.00	\$ 70,400.00	\$ 971.08	\$ 124,298.24	\$ 975.00	\$ 124,800.00
22. Long Service Replacement Incl. Reconnect To Meter, Complete-in-Place, In Accordance with the Plans and Specifications	94 EA	\$ 750.00	\$ 70,500.00	\$ 2,118.72	\$ 199,159.68	\$ 2,353.00	\$ 221,182.00
<b>TOTAL, UNIT A</b>			<b>\$ 2,507,276.00</b>		<b>\$ 2,604,207.42</b>		<b>\$ 3,024,524.84</b>

Harris County Municipal Utility District No. 132

Water Line Replacement Phase 2

Bid Tabulation

Bid Date: Wednesday, January 27, 2021

BGE Job No. 7587-00

G:\TXH\Projects\Districts\HCMUD132\7587-00\_WL\_Replacement\_PH2\LD\03\_Constr\01\_Bid\_Phase\2021-01-27\_LS\_BIDTAB\_AA (HC132 Lift Station No. 6 Upgrades).xlsx]BIDTAB (3)

Denotes Mathematical Errors

ITEM	QUANTITY & UNIT	DL Glover		Preferred Industrial Contractors		Eastex Utility Construction	
		UNIT COST	ITEM TOTAL	UNIT COST	ITEM TOTAL	UNIT COST	ITEM TOTAL
<b>UNIT B: SUPPLEMENTAL BID ITEMS</b>							
1. Remove, Dispose and Replace Reinforced Concrete Pavement (6-inch), with or without asphalt overaly, Incl. Cement Stabilized Subgrade (6-inch) (Minimum Bid \$70/SY )	100 SY	\$ 100.00	\$ 10,000.00	\$ 70.00	\$ 7,000.00	\$ 500.00	\$ 50,000.00
2. Remove, Dispose and Replace Reinforced Concrete Sidewalk (4-inch) (Minimum Bid \$60/SY )	100 SY	\$ 68.00	\$ 6,800.00	\$ 60.00	\$ 6,000.00	\$ 350.00	\$ 35,000.00
3. 6"x6" TS&V, Complete-in-Place, In Accordance with the Plans and Specifications	2 EA	\$ 7,500.00	\$ 15,000.00	\$ 6,500.00	\$ 13,000.00	\$ 5,274.00	\$ 10,548.00
4. 8"x8" TS&V, Complete-in-Place, In Accordance with the Plans and Specifications	2 EA	\$ 9,500.00	\$ 19,000.00	\$ 8,500.00	\$ 17,000.00	\$ 6,400.00	\$ 12,800.00
5. Block Sodding (Minimum Bid \$5/SY )	100 SY	\$ 6.50	\$ 650.00	\$ 5.00	\$ 500.00	\$ 25.00	\$ 2,500.00
6. Stage II Inlet Protection Barrier (Minimum Bid \$80/EA )	35 EA	\$ 80.00	\$ 2,800.00	\$ 80.00	\$ 2,800.00	\$ 115.00	\$ 4,025.00
7. Extra Machine Excavation as Directed by the Engineer, Complete-in-Place, In Accordance with the Plans and Specifications (Minimum Bid \$10/CY )	100 CY	\$ 10.00	\$ 1,000.00	\$ 10.00	\$ 1,000.00	\$ 10.00	\$ 1,000.00
8. Extra Hand Excavation as Directed by the Engineer, Complete-in-Place, In Accordance with the Plans and Specifications (Minimum Bid \$15/CY )	100 CY	\$ 15.00	\$ 1,500.00	\$ 15.00	\$ 1,500.00	\$ 15.00	\$ 1,500.00
<b>TOTAL, UNIT B</b>			<b>\$ 56,750.00</b>		<b>\$ 48,800.00</b>		<b>\$ 117,373.00</b>

Harris County Municipal Utility District No. 132

Water Line Replacement Phase 2

Bid Tabulation

Bid Date: Wednesday, January 27, 2021

BGE Job No. 7587-00

G:\TXH\Projects\Districts\HCMUD132\7587-00\_WL\_Replacement\_PH2\LD\03\_Constr\01\_Bid\_Phase\2021-01-27\_LS\_BIDTAB\_AA (HC132 Lift Station No. 6 Upgrades).xlsx]BIDTAB (3)

Denotes Mathematical Errors

ITEM	QUANTITY & UNIT	DL Glover		Preferred Industrial Contractors		Eastex Utility Construction	
		UNIT COST	ITEM TOTAL	UNIT COST	ITEM TOTAL	UNIT COST	ITEM TOTAL
<b>SUMMARY</b>							
Unit A: Base Bid Items			\$ 2,507,276.00		\$ 2,604,207.42		\$ 3,024,524.84
Unit B: Supplemental Bid Items			\$ 56,750.00		\$ 48,800.00		\$ 117,373.00
<b>TOTAL BID</b>			<b>\$ 2,564,026.00</b>		<b>\$ 2,653,007.42</b>		<b>\$ 3,141,897.84</b>